



# RESPECTABILITY

## Alaska And Jobs For PwDs

Jennifer Laszlo Mizrahi, President

[www.RespectAbilityUSA.org](http://www.RespectAbilityUSA.org)

# Alaska



Gov. Bill Walker

- ❖ 75.2% of persons without disabilities aged 18 to 64 are employed.<sup>3</sup>
- ❖ 47.8% of PwDs aged 18 to 64 are employed.<sup>3</sup>
- ❖ 3,300 persons aged 16 to 20 have a disability.<sup>1</sup>
- ❖ 47,000 persons aged 21 to 64 have a disability.<sup>1</sup>
- ❖ 79,255 civilians with a disability live in AK.<sup>3</sup>
- ❖ The Employment Gap between PwDs and people with disabilities has decreased 9.9 % pts between 2010 and 2011.<sup>3</sup>
- ❖ 14,505 PwDs in AK aged 18 to 64 received SSDI or SSI benefits in 2012.<sup>3</sup>
- ❖ In 2012, the total expenditure in AK on SSDI benefits for PwDs was \$186,372,000.<sup>3</sup>
- ❖ Voc. Rehab. obtained 461 jobs for PwDs in AK in 2012.<sup>2</sup>
- ❖ Voc. Rehab. received 1,546 general applicants in AK 2012.<sup>3</sup>

1. 2012 Disability Status Report: Alaska, [disabilitystatistics.org](http://disabilitystatistics.org)

2. StateData: The National Report on Employment Services and Outcomes, 2013

3. [Annual Disability Statistics Compendium](#)

# Alaska Data

		People with Disabilities (%)		People without Disabilities (%)	
		<u>2012</u>	<u>2013</u>	<u>2012</u>	<u>2013</u>
Poverty <sup>1</sup>	US	29.2	28.7	13.6	13.6
	AK	16.7	17.3	8.7	8.1
Smoking <sup>1</sup>	US	26.0	25.4	16.9	16.2
	AK	28.5	27.8	18.4	21.2
Obesity <sup>1</sup>	US	39.1	40.1	24.5	25.0
	AK	37.6	40.3	22.0	24.9
Employment <sup>1</sup>	US	32.7	33.9	73.6	74.2
	AK	39.0	47.8	76.3	75.2

1. [Annual Disability Statistics Compendium](#). Pg 53, 54, 72, 73, 29

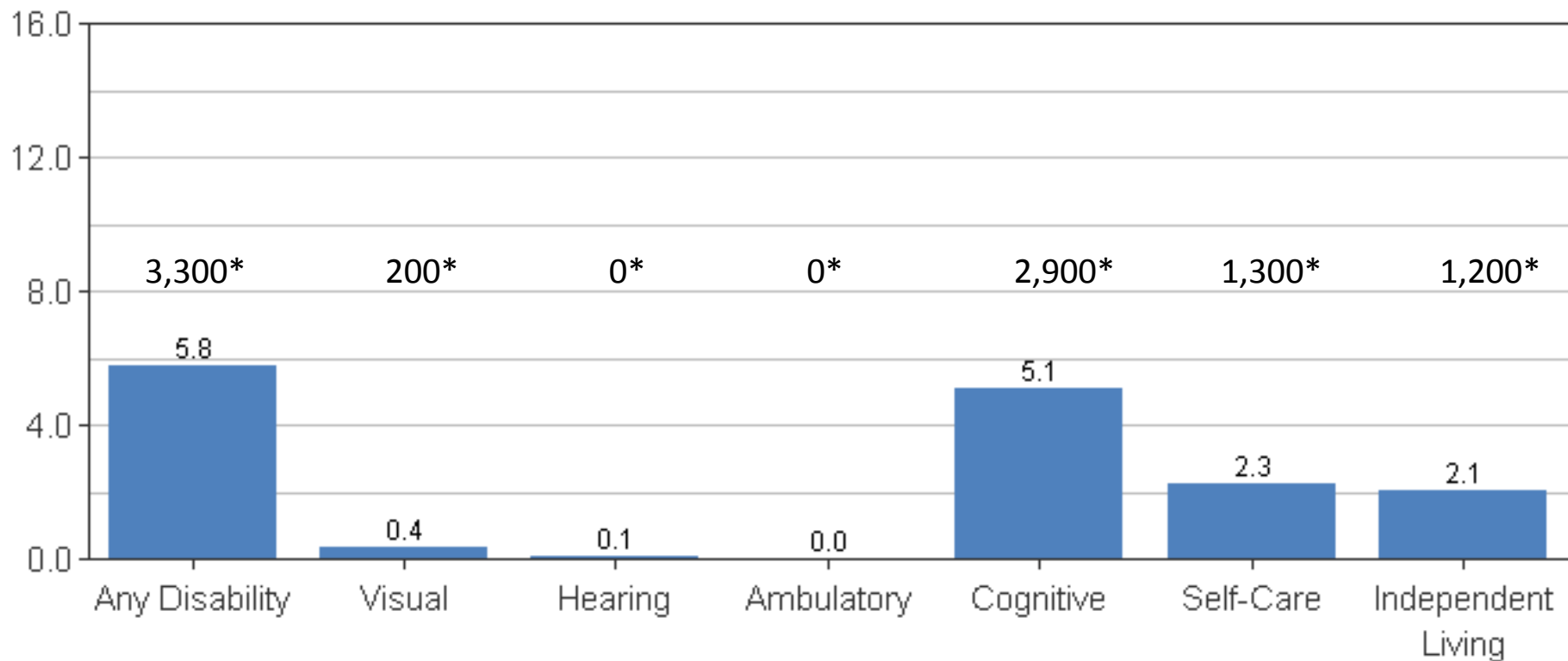
# AK Ages 6 to 21 Served Under IDEA

	2011	2012
All Disabilities	15,889	15,843
Specific Learning Disability	7,407	7,182
Speech or Language Impairment	2,447	2,360
Intellectual Disability	614	579
Emotional Disturbance	669	671
Multiple Disability	399	409
Hearing Impairment	145	161
Orthopedic Impairment	64	66
Other Health Impairment	2,220	2,381
Visual Impairment	37	36
Autism	836	925
Deaf Blindness	5	5
Traumatic Brain Injury	49	39
Developmental Delay	996	1,029

Source: <http://disabilitycompendium.org/compendium-statistics/special-education>

# Prevalence of Disability Among Non-Institutionalized People Ages 16 to 20 in Alaska in 2012

Prevalence Rates: Age 16 to 20 years (%)

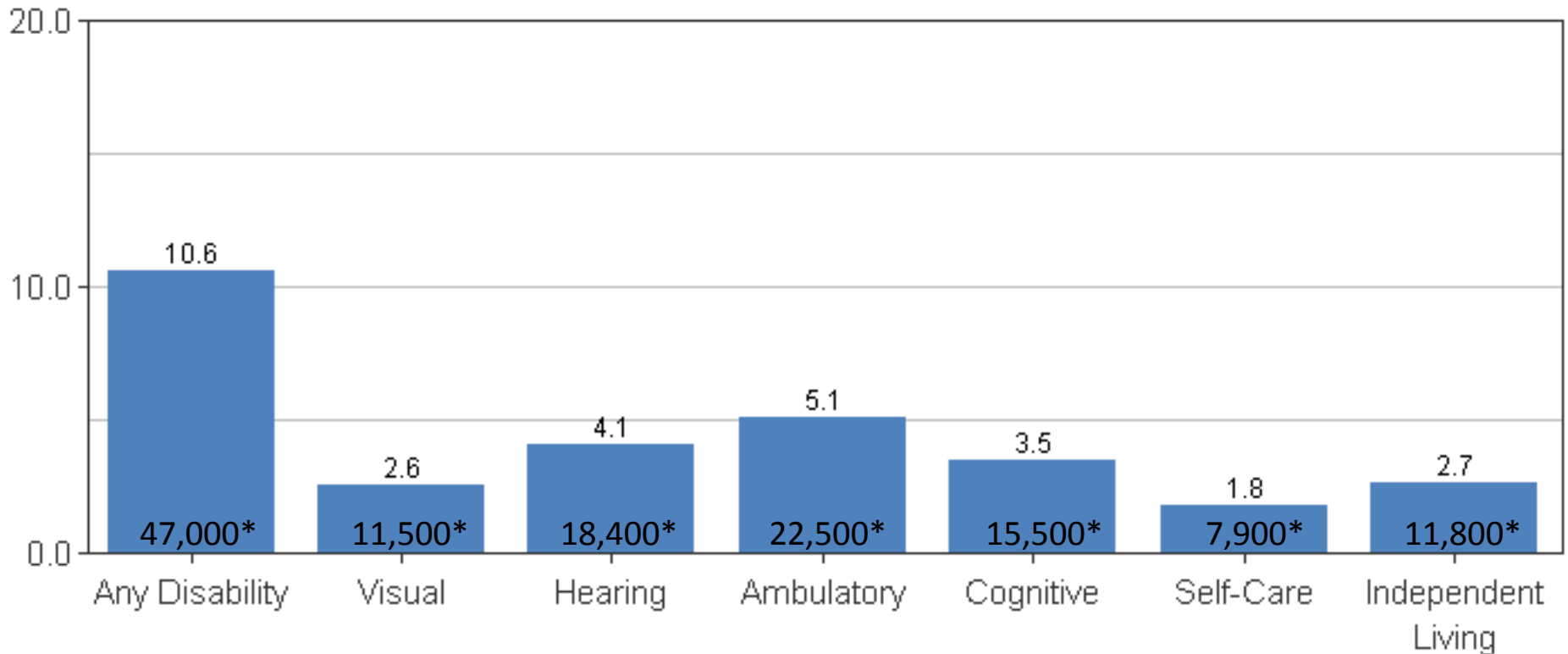


\*Total numbers reported

Source: [Cornell University](#)

# Prevalence of Disability Among Non-Institutionalized People Ages 21 to 64 in Alaska in 2012

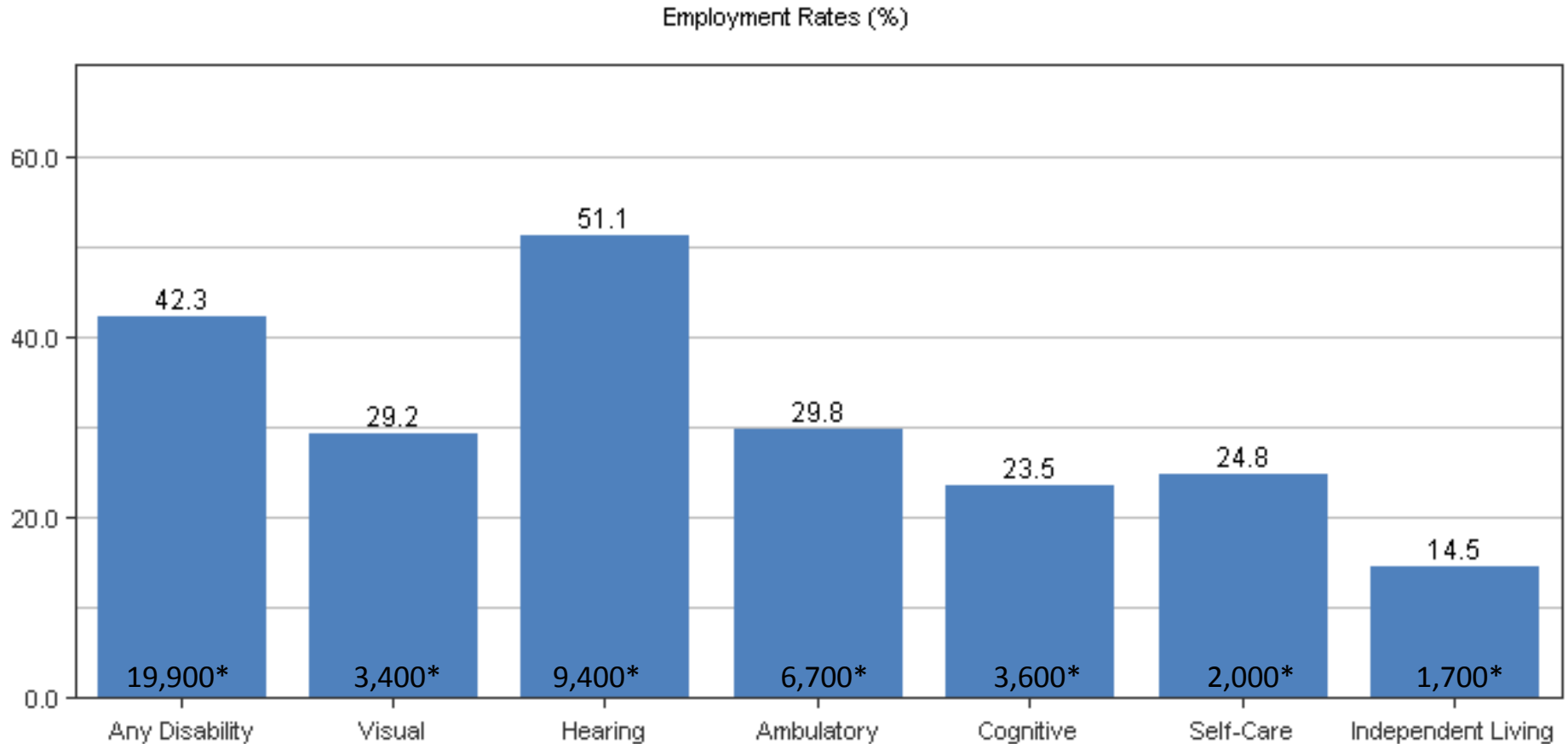
Prevalence Rates: Age 21 to 64 years (%)



\*Total numbers reported

Source: [Cornell University](#)

# Employment of Non-Institutionalized Working-Age People (Ages 21 to 64) by Disability Status in Alaska in 2012



\*Total numbers reported

Source: [Cornell University](#)

# AK Project SEARCH Sites

- ❖ Central Peninsula Hospital, Soldotna
- ❖ Fairbanks Memorial Hospital, Fairbanks
- ❖ Mat-Su Regional Medical Center, Palmer
- ❖ Providence Alaska Medical Center, Anchorage

Project SEARCH: [www.projectsearch.us](http://www.projectsearch.us)

Contact Erin Riehle at [Erin.Riehle@cchmc.org](mailto:Erin.Riehle@cchmc.org)



# Which Employers in Your State Must Meet 503 Rules (Hire PwDs)?

## ❖ Top contractors:

- Arctic Slope Regional Corporation
- Tatitlek Corporation
- Watterson Construction Company
- Nana Regional Corporation INC.
- Doyon Utilities LLC.

See the [Fedspending website](#):

[http://www.fedspending.org/fpds/fpds.php?stateCode=AK&sortp=u&detail=0&datatype=T&reptype=p&database=fpds&fiscal\\_year=&submit=GO](http://www.fedspending.org/fpds/fpds.php?stateCode=AK&sortp=u&detail=0&datatype=T&reptype=p&database=fpds&fiscal_year=&submit=GO)

How to get started: Job Accommodation Network → <https://askjan.org/>

US Business Leadership Network → <http://usbln.org/>

# Jobs in Alaska

From 2008 to 2018, Alaska is projected to add 33,670 new jobs and have about 89,000 job vacancies created by workers who leave their occupations – all together that's nearly 123,000 job openings.

Seventeen of Alaska's twenty fastest growing occupations from 2008 to 2018 are health care related. The fastest growing occupations are projected to be home health aides, pharmacists, pharmacy technicians, and personal and home care aides.

➤ [Click for your Workforce development Board](https://dwd.wisconsin.gov/dwdwia/PDF/state_plan_integrated_090414.pdf)

[https://dwd.wisconsin.gov/dwdwia/PDF/state\\_plan\\_integrated\\_090414.pdf](https://dwd.wisconsin.gov/dwdwia/PDF/state_plan_integrated_090414.pdf)

➤ [Click for your Workforce Development Plan](http://labor.state.ak.us/awib/forms/Healthcare_Workforce_Plan.pdf)

[http://labor.state.ak.us/awib/forms/Healthcare\\_Workforce\\_Plan.pdf](http://labor.state.ak.us/awib/forms/Healthcare_Workforce_Plan.pdf)

# Resources

- ❖ StateData: The National Report on Employment Services and Outcomes, 2013 (data from 2012)
- ❖ 2012 Disability Status Report United States, Cornell University, 2012: [www.disabilitystatistics.org](http://www.disabilitystatistics.org)
- ❖ Fedspending: [www.fedspending.org](http://www.fedspending.org)
- ❖ Project SEARCH: [www.projectsearch.us](http://www.projectsearch.us)
- ❖ Job Accommodation Network: <https://askjan.org/>
- ❖ State Vocational Rehabilitation Agency: [http://wdcrobcolp01.ed.gov/Programs/EROD/org\\_list.cfm?category\\_cd=SVR](http://wdcrobcolp01.ed.gov/Programs/EROD/org_list.cfm?category_cd=SVR)
- ❖ RespectAbilityUSA: [www.respectabilityusa.org](http://www.respectabilityusa.org)

# Let Us Know If We Can Help!

**We have many resources for policy makers and employers on our website and are ready to help!**

**RespectAbilityUSA**

**4340 East-West Hwy, Suite 1100**

**Bethesda, MD 20814**

**[www.RespectAbilityUSA.org](http://www.RespectAbilityUSA.org)**

**Cell: (202) 365 – 0787**

**Jennifer Laszlo Mizrahi**

**President**

**JenniferM@RespectAbilityUSA.org**