



RESPECTABILITY

Colorado and Jobs for PwDs

Jennifer Laszlo Mizrahi, President

www.RespectAbilityUSA.org

Colorado



Gov. John Hickenlooper (D)

- ❖ 77.3% of persons without disabilities aged 18 to 64 are employed.³
- ❖ 42.3% of PwDs aged 18 to 64 are employed.³
- ❖ 15,700 persons aged 16 to 20 have a disability.¹
- ❖ 267,600 persons aged 21 to 64 have a disability.¹
- ❖ 560,237 people who have a disability live in CO.³
- ❖ The employment gap between PwDs and people without disabilities decreased by 1.8% from 2012 to 2013.³
- ❖ 114, 528 people aged 18-64 received SSDI or SSI benefits in the year 2012.³
- ❖ In 2012, total expenditure on SSDI benefits in CO for PwDs was \$1,512, 816,000.³
- ❖ Voc. Rehab. obtained 2,496 jobs for PwDs in CO in 2012 (out of 8,304 applicants).³

1. 2012 Disability Status Report: Colorado, disabiliystatistics.org
2. StateData: The National Report on Employment Services and Outcomes, 2013
3. [Annual Disability Statistics Compendium](#)

Colorado Data

		People with Disabilities (%)		People without Disabilities (%)	
		2012	2013	2012	2013
Poverty ¹	US	29.2	28.7	13.6	13.6
	CO	26.5	23.4	11.8	11.6
Smoking ¹	US	26.0	25.4	16.9	16.2
	CO	24.8	23.5	15.9	16.1
Obesity ¹	US	39.1	40.1	24.5	25.0
	CO	30.0	28.9	18.1	19.3
Employment ¹	US	32.7	33.9	73.6	74.2
	CO	40.3	42.3	77.1	77.3

1. [Annual Disability Statistics Compendium](#). Pg 53, 54, 72, 73, 29

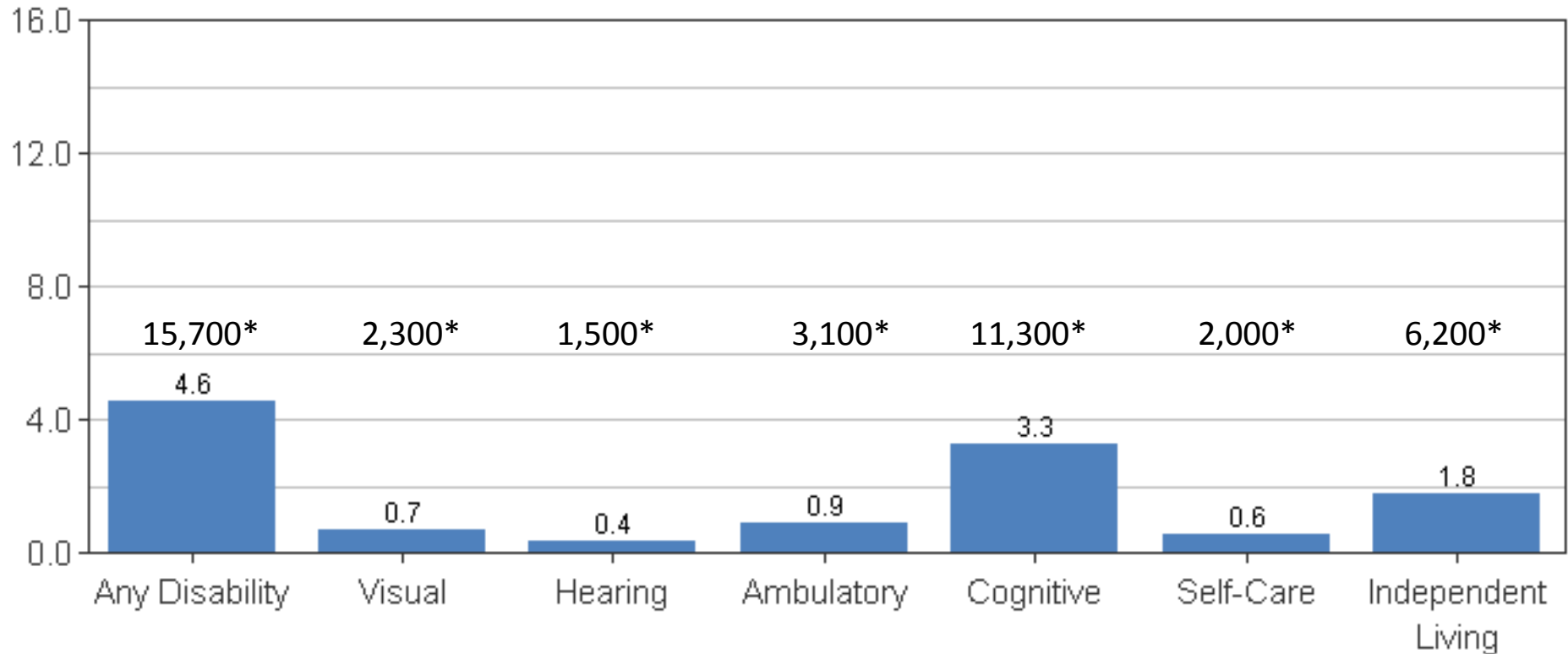
CO Ages 6 to 21 Served Under IDEA

	2011	2012
All Disabilities	74,845	76,481
Specific Learning Disability	32,981	34,317
Speech or Language Impairment	13,208	12,872
Intellectual Disability	2,922	2,845
Emotional Disturbance	6,689	6,467
Multiple Disability	3,316	3,407
Hearing Impairment	1,304	1,281
Orthopedic Impairment	9,640	9,953
Other Health Impairment	Omitted	18
Visual Impairment	310	312
Autism	4,008	4,482
Deaf Blindness	19	19
Traumatic Brain Injury	488	508
Developmental Delay	Omitted	Omitted

Source: <http://disabilitycompendium.org/compendium-statistics/special-education>

Prevalence of Disability Among Non-Institutionalized People Ages 16 to 20 in Colorado in 2012

Prevalence Rates: Age 16 to 20 years (%)

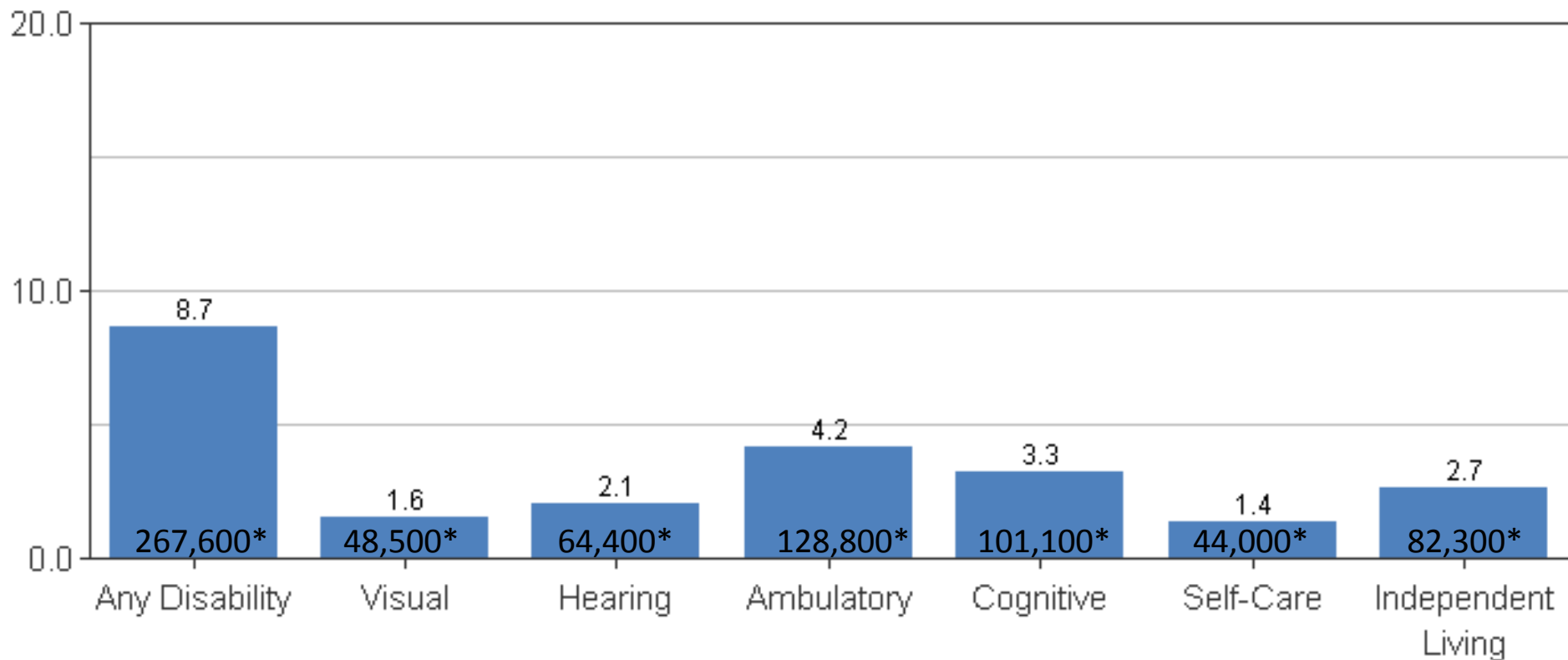


*Total numbers reported

Source: [Cornell University](#)

Prevalence of Disability Among Non-Institutionalized People Ages 21 to 64 in Colorado in 2012

Prevalence Rates: Age 21 to 64 years (%)

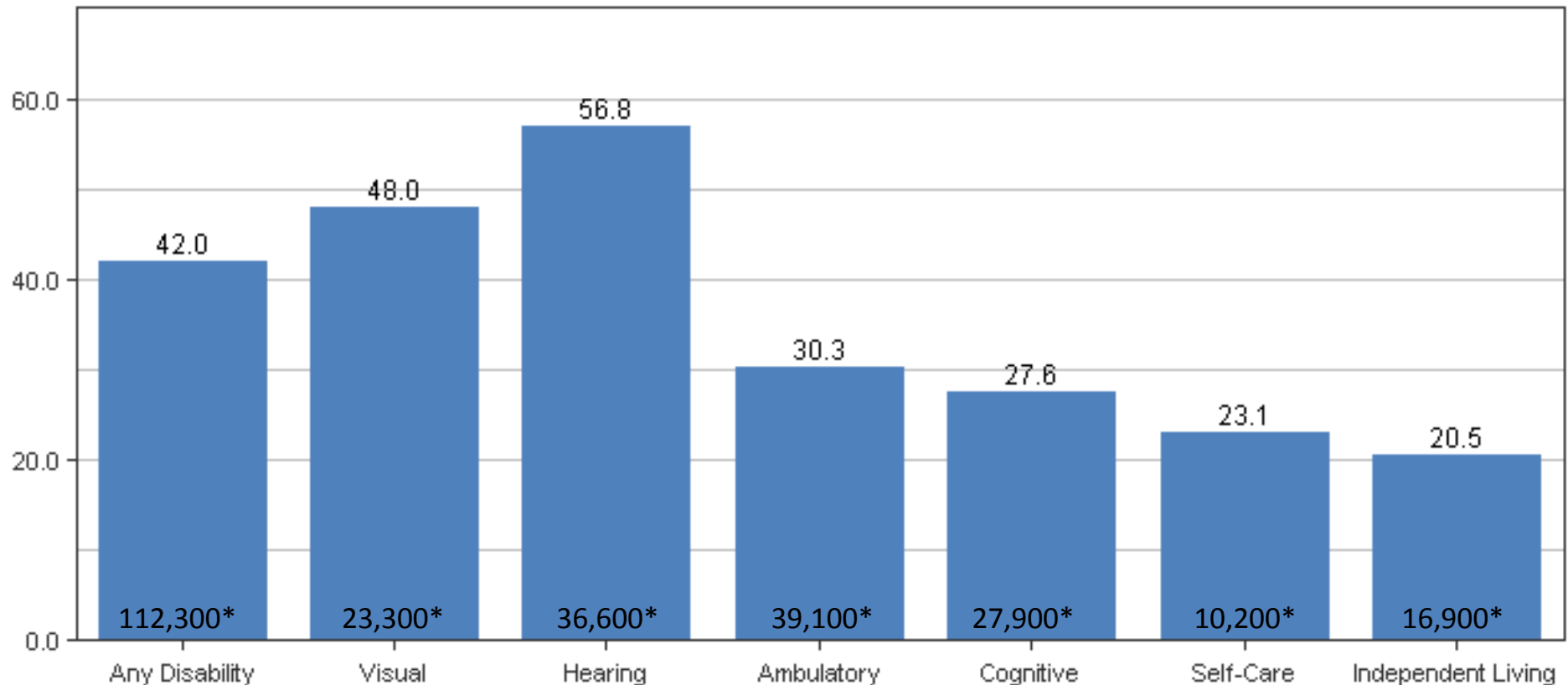


*Total numbers reported

Source: [Cornell University](#)

Employment of Non-Institutionalized Working-Age People (Ages 21 to 64) by Disability Status in Colorado in 2012

Employment Rates (%)



*Total numbers reported

Source: [Cornell University](#)

Colorado Project SEARCH Sites

- ❖ Boulder Community Hospital, Boulder
- ❖ Children's Hospital of Colorado, Aurora
- ❖ Columbine Health Systems, Fort Collins
- ❖ Department of the Interior, Denver

Project SEARCH: www.projectsearch.us

Contact Erin Riehle at Erin.Riehle@cchmc.org

Which Employers in Your State Must Meet 503 Rules (Hire PwDs)?

❖ Top contractors:

- Lockheed Martin Corp.
- United Launch Alliance L.L.C.
- Raytheon Company
- Triwest Healthcare Alliance Corp.
- Alliance for Sustainable Energy L.L.C

See the entire list on the [fed spending website](http://www.fedspending.org)

http://www.fedspending.org/fpds/fpds.php?reptype=p&detail=-1&fiscal_year=2011&sortby=f&database=fpds&datatype=T&stateCode=CO

How to get started: Job Accommodation Network → <https://askjan.org/>

US Business Leadership Network → <http://usbln.org/>

Jobs in Colorado

- ❖ Employment increased in 4 of 11 major industry sectors during 2010:
 - Education and health services, leisure and hospitality, professional & business services, and trade, transportation and utilities.

- ❖ [Click here for your Workforce Development Plan](https://www.colorado.gov/pacific/sites/default/files/Colorado%20State%20Plan%202012-2017.pdf)
<https://www.colorado.gov/pacific/sites/default/files/Colorado%20State%20Plan%202012-2017.pdf>

- ❖ [Click here for your Workforce Development Board](http://workforceinvestmentworks.com/workforce_board_info.asp?st=CO)
http://workforceinvestmentworks.com/workforce_board_info.asp?st=CO

Resources

- ❖ StateData: The National Report on Employment Services and Outcomes, 2013 (data from 2012)
- ❖ 2012 Disability Status Report United States, Cornell University, 2012: www.disabilitystatistics.org
- ❖ Fedspending: www.fedspending.org
- ❖ Project SEARCH: www.projectsearch.us
- ❖ Job Accommodation Network: <https://askjan.org/>
- ❖ State Vocational Rehabilitation Agency: http://wdcrobcolp01.ed.gov/Programs/EROD/org_list.cfm?category_cd=SVR
- ❖ RespectAbilityUSA: www.respectabilityusa.org

Let Us Know If We Can Help!

We have many resources for policy makers and employers on our website and are ready to help!

RespectAbilityUSA

4340 East-West Hwy, Suite 1100

Bethesda, MD 20814

www.RespectAbilityUSA.org

Cell: (202) 365 – 0787

Jennifer Laszlo Mizrahi

President

JenniferM@RespectAbilityUSA.org