



# RESPECTABILITY

## District of Columbia and Jobs for PwDs

Jennifer Laszlo Mizrahi  
[www.RespectAbilityUSA.org](http://www.RespectAbilityUSA.org)

# District of Columbia



Mayor Muriel Bowser  
(D)

- ❖ 73.5% of persons without disabilities aged 18 to 64 are employed.<sup>3</sup>
- ❖ 33.9% of PwDs aged 18 to 64 are employed.<sup>3</sup>
- ❖ 4,800 persons aged 16 to 20 have a disability.<sup>1</sup>
- ❖ 40,200 persons aged 21 to 64 have a disability.<sup>1</sup>
- ❖ 68,830 people who live in DC have a disability.<sup>3</sup>
- ❖ The employment gap between PwDs and people without disabilities in DC decreased by 3.3% between 2010 and 2011.<sup>3</sup>
- ❖ 16,031 PwDs aged 18 to 64 received SSDI or SSI benefits in 2012.<sup>3</sup>
- ❖ The total expenditure on SSDI benefits in DC in 2012 was \$184,380,000.<sup>3</sup>
- ❖ Voc. Rehab. received 2,201 applicants in DC in 2012.<sup>3</sup>
- ❖ Voc. Rehab. obtained 501 jobs for PwDs in DC in 2012 (out of 2,201 applicants).<sup>2</sup>

1. 2012 Disability Status Report: DC, [disabilitystatistics.org](http://disabilitystatistics.org)
2. StateData: The National Report on Employment Services and Outcomes, 2013
3. [Annual Disability Statistics Compendium](#)

# District of Columbia

		People with Disabilities (%)		People without Disabilities (%)	
		2012	2013	2012	2013
Poverty <sup>1</sup>	US	29.2	28.7	13.6	13.6
	DC	38.4	36.9	14.9	15.1
Smoking <sup>1</sup>	US	26.0	25.4	16.9	16.2
	DC	28.1	29.0	17.6	16.2
Obesity <sup>1</sup>	US	39.1	40.1	24.5	25.0
	DC	32.6	35.9	19.3	19.4
Employment <sup>1</sup>	US	32.7	33.9	73.6	74.2
	DC	31.5	33.9	74.3	73.5

1. [Annual Disability Statistics Compendium](#). Pg 53, 54, 72, 73, 29

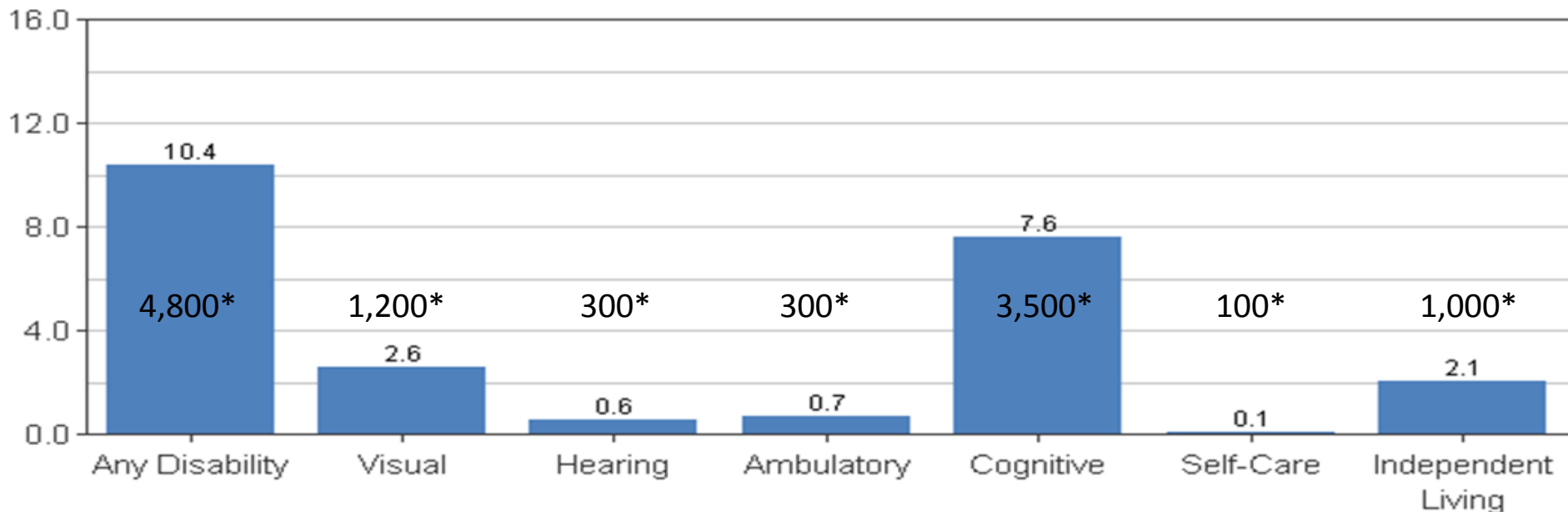
# DC Ages 6 to 21 Served Under IDEA

	2011	2012
<b>All Disabilities</b>	<b>11,105</b>	<b>11,035</b>
Specific Learning Disability	4,522	4,302
Speech or Language Impairment	794	826
Intellectual Disability	876	832
Emotional Disturbance	1,475	1,326
Multiple Disability	1,398	1,351
Hearing Impairment	39	38
Orthopedic Impairment	-----	15
Other Health Impairment	1,115	1,290
Visual Impairment	-----	15
Autism	489	564
Deaf Blindness	0	0
Traumatic Brain Injury	30	31
Developmental Delay	342	445

Source: [Annual Disability Statistics Compendium](#)

# Prevalence of Disability Among Non-Institutionalized People Ages 16 to 20 in District of Columbia in 2012

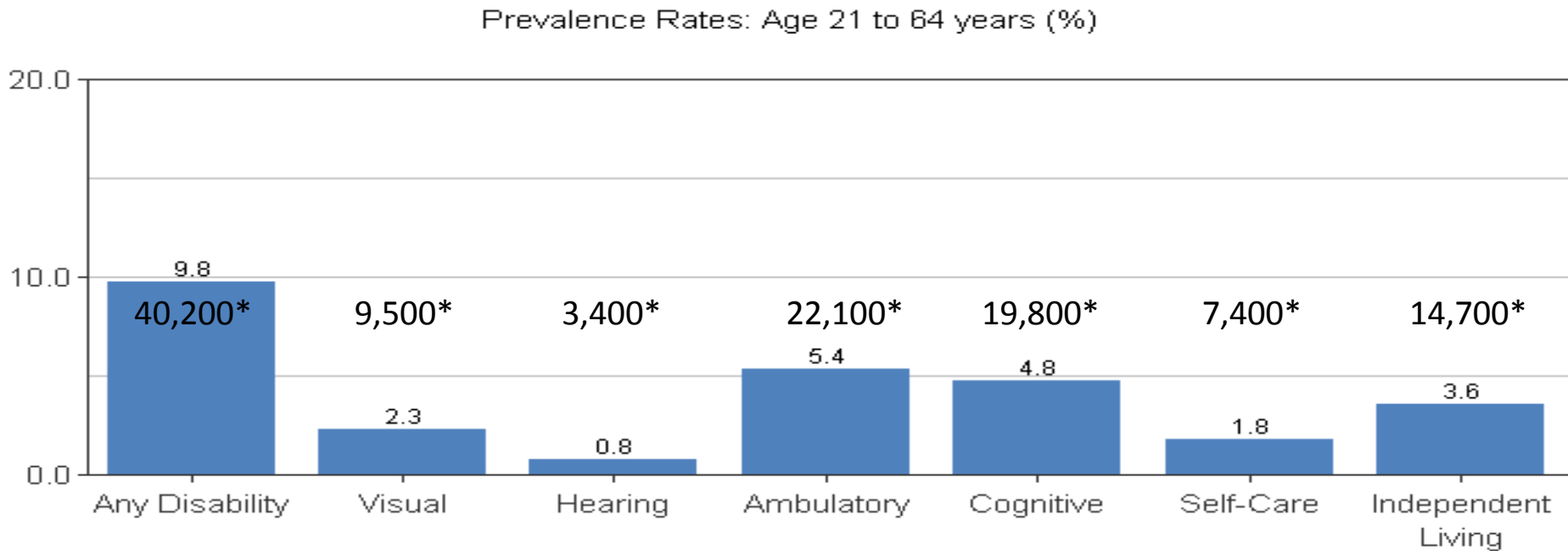
Prevalence Rates: Age 16 to 20 years (%)



\*Total numbers reported

Source: [Cornell University](#)

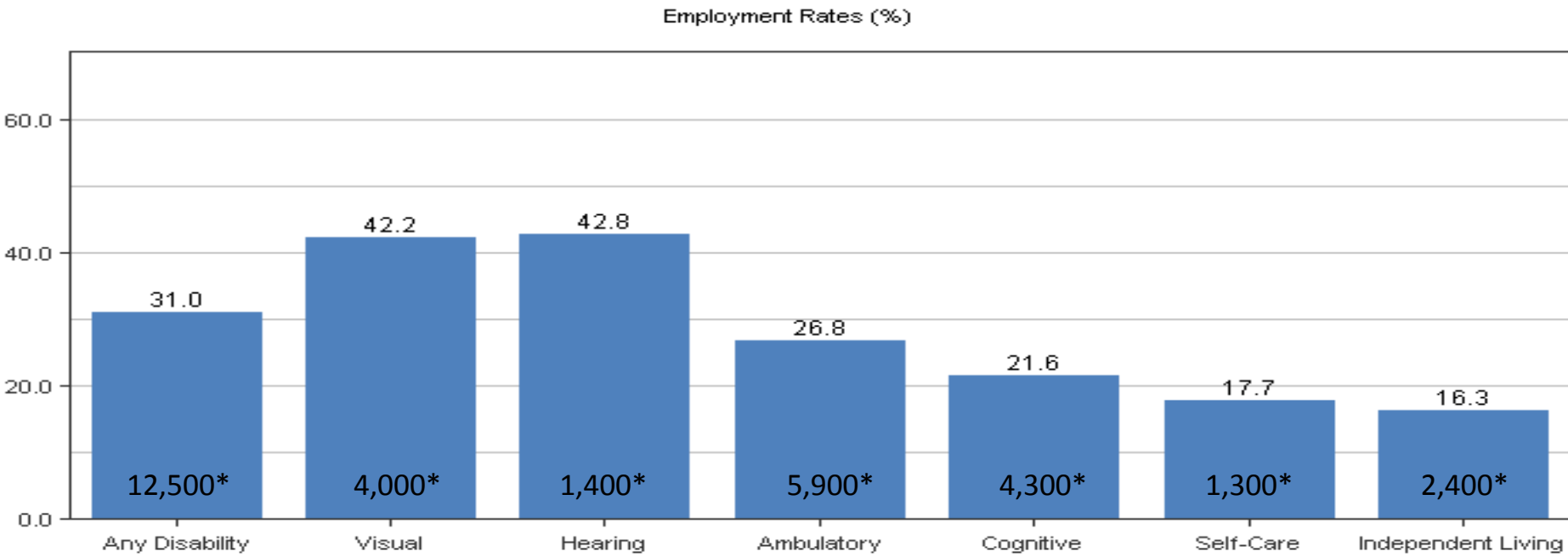
# Prevalence of Disability Among Non-Institutionalized People Ages 21 to 64 in District of Columbia in 2012



\*Total numbers reported

Source: [Cornell University](#)

# Employment of Non-Institutionalized Working-Age People (Ages 21 to 64) by Disability Status in DC in 2012



\*Total numbers reported

Source: [Cornell University](#)

# District of Columbia Project Search Sites

- ❖ Smithsonian Institution, Washington DC
- ❖ Department of Education, Washington DC
- ❖ Department of Interior, Washington DC

Project SEARCH: [www.projectsearch.us](http://www.projectsearch.us)

Contact Erin Riehle at [Erin.Riehle@cchmc.org](mailto:Erin.Riehle@cchmc.org)



# Which Employers in Your State Must Meet 503 Rules (Hire PwDs)?

## ❖ Top contractors:

- United States Dept of Energy
- SAIC INC.
- International Business Machines corporation
- Booz Allen Hamilton Holding Corporation
- Lockheed Martin Corporation

- Complete list → [fed spending website](#)

[http://www.fedspending.org/fpds/fpds.php?reptype=p&detail=-1&fiscal\\_year=2011&sortby=f&database=fpds&datatype=T&stateCode=DC](http://www.fedspending.org/fpds/fpds.php?reptype=p&detail=-1&fiscal_year=2011&sortby=f&database=fpds&datatype=T&stateCode=DC)

- Complete federal lists of 2006-2013 → [Federal Procurement Data System website](#)

[https://www.fpds.gov/fpdsng\\_cms/index.php/en/reports/62-top-100-contractors-report3.html](https://www.fpds.gov/fpdsng_cms/index.php/en/reports/62-top-100-contractors-report3.html)

- How to get started: Job Accommodation Network → <https://askjan.org/>

US Business Leadership Network → <http://usbln.org/>

# Jobs In DC

The DC largest employment sectors include Professional and Business Services and Government.

❖ [DC workforce strategic Plan](http://dmped.dc.gov/page/dc-workforce-development-strategic-plan-2012-2016)

<http://dmped.dc.gov/page/dc-workforce-development-strategic-plan-2012-2016>

❖ [Click here for your Workforce Development Board](http://workforceinvestmentworks.com/workforce_board_info.asp?st=DC)

[http://workforceinvestmentworks.com/workforce\\_board\\_info.asp?st=DC](http://workforceinvestmentworks.com/workforce_board_info.asp?st=DC)

# Resources

- ❖ StateData: The National Report on Employment Services and Outcomes, 2013 (data from 2012)
- ❖ 2012 Disability Status Report United States, Cornell University, 2012: [www.disabilitystatistics.org](http://www.disabilitystatistics.org)
- ❖ Fedspending: [www.fedspending.org](http://www.fedspending.org)
- ❖ Project SEARCH: [www.projectsearch.us](http://www.projectsearch.us)
- ❖ Job Accommodation Network: <https://askjan.org/>
- ❖ State Vocational Rehabilitation Agency: [http://wdcrobcolp01.ed.gov/Programs/EROD/org\\_list.cfm?category\\_cd=SVR](http://wdcrobcolp01.ed.gov/Programs/EROD/org_list.cfm?category_cd=SVR)
- ❖ RespectAbilityUSA: [www.respectabilityusa.org](http://www.respectabilityusa.org)

# Let Us Know If We Can Help!

**We have many resources for policy makers and employers on our website and are ready to help!**

**RespectAbilityUSA**

**4340 East-West Hwy, Suite 1100**

**Bethesda, MD 20814**

**[www.RespectAbilityUSA.org](http://www.RespectAbilityUSA.org)**

**Cell: (202) 365 – 0787**

**Jennifer Laszlo Mizrahi**

**President**

**JenniferM@RespectAbilityUSA.org**