



RESPECTABILITY

Hawaii and Jobs for PWDs

Jennifer Laszlo Mizrahi, President

www.RespectAbilityUSA.org

Hawaii



Gov. David Ige (D)

- ❖ 75.7% of persons without disabilities aged 18 to 64 are employed.³
- ❖ 39.1% of PwDs aged 18 to 64 are employed.³
- ❖ 2,800 persons aged 16 to 20 have a disability.¹
- ❖ 71,000 persons aged 21 to 64 have a disability.¹
- ❖ 151,009 civilians with disabilities live in HI.³
- ❖ The employment gap between PwDs and people without disabilities decreased 1.8% from 2010 to 2011.³
- ❖ 26,846 PwDs aged 18 to 64 received SSDI and SSI benefits in 2012.³
- ❖ In 2012, the total expenditure on SSDI benefits in HI was \$356,208,000.³
- ❖ Voc. Rehab. obtained 235 jobs for PwDs in HI in 2012.²
- ❖ Voc. Rehab. received 1,107 general applicants in HI 2012.³

1. 2012 Disability Status Report: Hawaii, disabiliystatistics.org
2. StateData: The National Report on Employment Services and Outcomes, 2013
3. [Annual Disability Statistics Compendium](#)

Hawaii

		People with Disabilities (%)		People without Disabilities (%)	
		2012	2013	2012	2013
Poverty ¹	US	29.2	28.7	13.6	13.6
	HI	22.5	24.1	10.0	10.2
Smoking ¹	US	26.0	25.4	16.9	16.2
	HI	18.9	16.0	13.7	12.8
Obesity ¹	US	39.1	40.1	24.5	25.0
	HI	33.2	30.3	21.4	20.3
Employment ¹	US	32.7	33.9	73.6	74.2
	HI	37.3	39.1	75.6	75.7

1. [Annual Disability Statistics Compendium](#). Pg 53, 54, 72, 73, 29

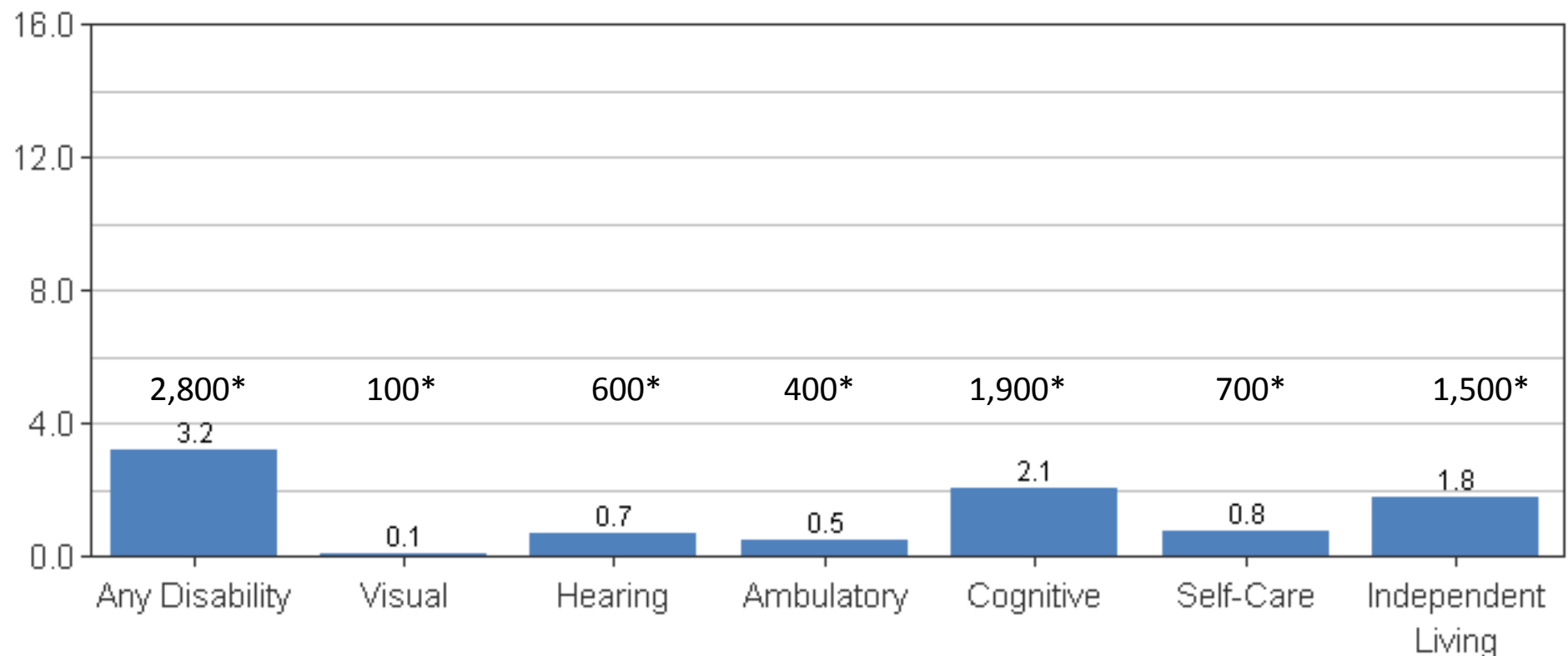
Ages 6 to 21 Served by IDEA in HI

	2011	2012
All Disabilities	17,156	17,142
Specific Learning Disability	8,509	8,510
Speech or Language Impairment	541	553
Intellectual Disability	1,156	1,116
Emotional Disturbance	1,100	1,063
Multiple Disability	497	508
Hearing Impairment	308	289
Orthopedic Impairment	79	82
Other Health Impairment	2,636	2,636
Visual Impairment	58	57
Autism	1,133	1,199
Deaf-Blindness	10	9
Traumatic Brain Injury	61	54
Developmental Delay	1,068	1,066

Source: [Annual Disability Statistics Compendium](#)

Prevalence of Disability Among Non-Institutionalized People Ages 16 to 20 in Hawaii in 2012

Prevalence Rates: Age 16 to 20 years (%)

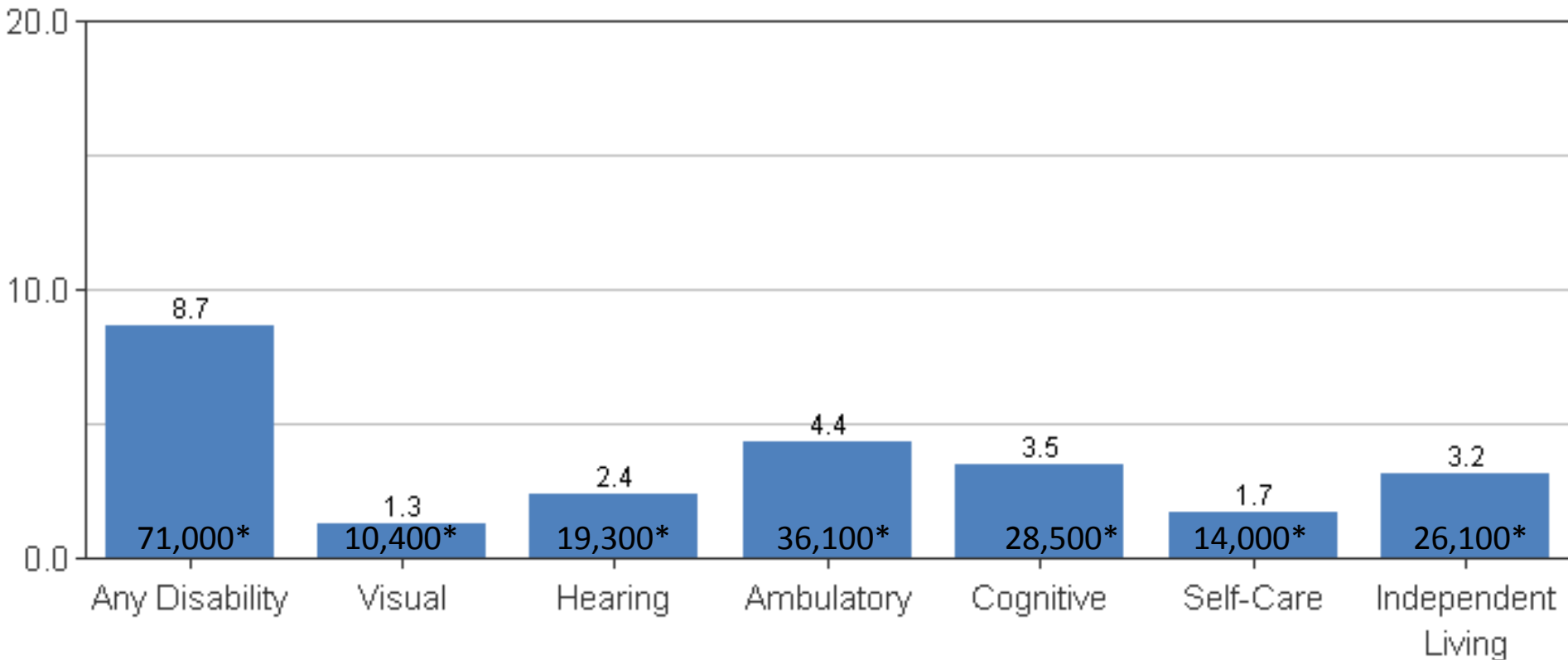


*Total numbers reported

Source: [Cornell University](#)

Prevalence of Disability Among Non-Institutionalized People Ages 21 to 64 in Hawaii in 2012

Prevalence Rates: Age 21 to 64 years (%)

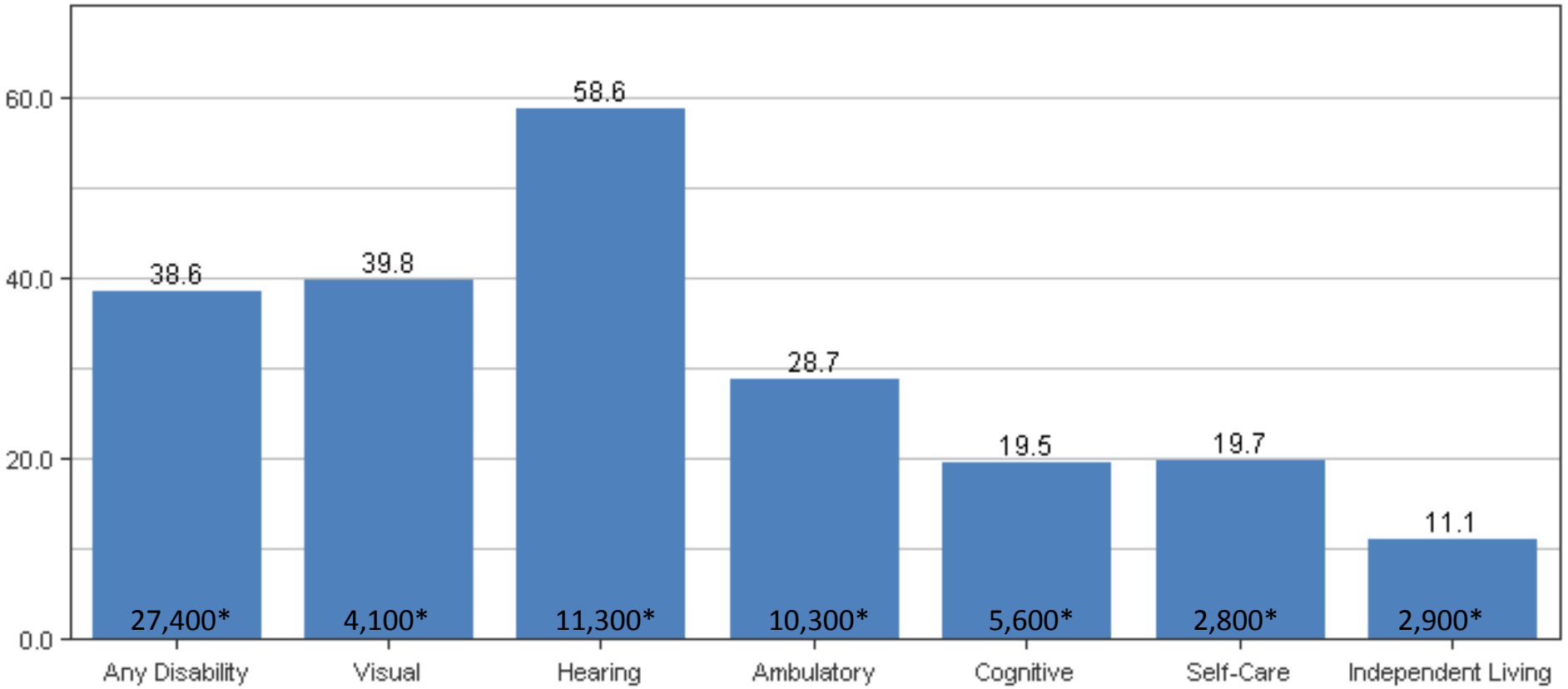


*Total numbers reported

Source: [Cornell University](#)

Employment of Non-Institutionalized Working-Age People (Ages 21 to 64) by Disability Status in Hawaii in 2012

Employment Rates (%)



*Total numbers reported

Source: [Cornell University](#)

Project SEARCH: Program Description

- ❖ One school year or 9 months.
- ❖ 10 – 12 young adults with a variety of intellectual and developmental disabilities.
- ❖ Instructor and job coaches.
- ❖ Immersed in host business culture.
- ❖ Rotations through unpaid internships with continual feedback.
- ❖ Outcome of employment in the community.

Project SEARCH: HUGE \$ SAVER!

The Project SEARCH
Definition of a Successful
Outcome:

- ❖ Competitive employment in an integrated setting.
- ❖ Year-round work.
- ❖ 16 hours per week or more.
- ❖ Minimum wage or higher.

- ❖ 273 programs in 44 states.
- ❖ 2500 young people per year.
- ❖ 60% healthcare, 40% broad mix of business types.
- ❖ 68% employment.
- ❖ 88% employee benefit eligible.
 - 35% take employee benefits, usually at 5 years.
 - Benefits alone save roughly 1 million dollars over a lifetime.
 - Family involvement curriculum to drive familial change in attitude.

Contact Project SEARCH

Project SEARCH: www.projectsearch.us

Contact Erin Riehle at Erin.Riehle@cchmc.org

Which Employers in Your State Must Meet 503 Rules (Hire PwDs)?

❖ Top contractors:

- BAE Systems PLC
- Niking Corp
- Manu Kai LLC
- BCP Construction of Hawaii INC
- Pelatron INC

For the complete list go to the [Fedspending website](#):

http://www.fedspending.org/fpds/fpds.php?reptype=p&detail=-1&fiscal_year=2011&sortby=f&database=fpds&datatype=T&stateCode=HI

Resources for federal contractors include:

[Job Accommodation Network](#)

<https://askjan.org/>

[US Business Leadership Network](#)

www.usbln.org

Jobs in Hawaii

❖ Hawaii has one of the fastest growing populations of people over 65. This leads to numerous shortages in long term care occupations in facilities. Due to an increase in home-based care these facilities are now receiving patients who are much sicker and require higher levels of care.

❖ [Click for your Workforce Development board](http://workforceinvestmentworks.com/workforce_board_info.asp?st=HI)

http://workforceinvestmentworks.com/workforce_board_info.asp?st=HI

❖ [Click for your Workforce Development Plan](http://labor.hawaii.gov/wdc/reports/)

<http://labor.hawaii.gov/wdc/reports/>

Resources

- ❖ StateData: The National Report on Employment Services and Outcomes, 2013 (data from 2012)
- ❖ 2012 Disability Status Report United States, Cornell University, 2012: www.disabilitystatistics.org
- ❖ Fedspending: www.fedspending.org
- ❖ Project SEARCH: www.projectsearch.us
- ❖ Job Accommodation Network: <https://askjan.org/>
- ❖ State Vocational Rehabilitation Agency: http://wdcrobcolp01.ed.gov/Programs/EROD/org_list.cfm?category_cd=SVR
- ❖ RespectAbilityUSA: www.respectabilityusa.org

Let Us Know If We Can Help!

We have many resources for policy makers and employers on our website and are ready to help!

RespectAbilityUSA

4340 East-West Hwy, Suite 1100

Bethesda, MD 20814

www.RespectAbilityUSA.org

Cell: (202) 365 – 0787

Jennifer Laszlo Mizrahi

President

JenniferM@RespectAbilityUSA.org