



RESPECTABILITY

MD And Jobs For PwDs

Jennifer Laszlo Mizrahi, President
www.RespectAbilityUSA.org

Maryland



Gov. Larry Hogan (R)

- ❖ 78.3% of persons without disabilities aged 18 to 64 are employed.³
- ❖ 40.0% of PwDs aged 18 to 64 are employed.³
- ❖ 622,682 people in MD have a disability.³
- ❖ 321,409 persons aged 18 to 64 have a disability.³
- ❖ The Employment Gap between PwDs and people with disabilities has decreased 0.3% pts between 2010 and 2011.³
- ❖ 56,600 PwDs aged 18 to 64 receive benefits.¹
- ❖ In 2012, MD's total expenditure on SSDI benefits was \$1,922,172,000.³
- ❖ Voc. Rehab. received 9,405 general applicants in MD 2012.³
- ❖ Voc. Rehab. obtained 2,506 jobs for PwDs in MD in 2012.²

1. 2012 Disability Status Report: New York, disabilitystatistics.org
2. StateData: The National Report on Employment Services and Outcomes, 2013
3. [Annual Disability Statistics Compendium](#)

Maryland Data

		People with Disabilities (%)		People without Disabilities (%)	
		2012	2013	2012	2013
Poverty ¹	US	29.2	28.7	13.6	13.6
	MD	23.0	21.6	8.4	8.2
Smoking ¹	US	26.0	25.4	16.9	16.2
	MD	23.4	23.6	14.6	14.6
Obesity ¹	US	39.1	40.1	24.5	25.0
	MD	36.2	41.5	25.6	25.4
Employment ¹	US	32.7	33.9	73.6	74.2
	MD	39.5	40	77.4	78.3

1. [Annual Disability Statistics Compendium](#). Pg 53, 54, 72, 73, 29

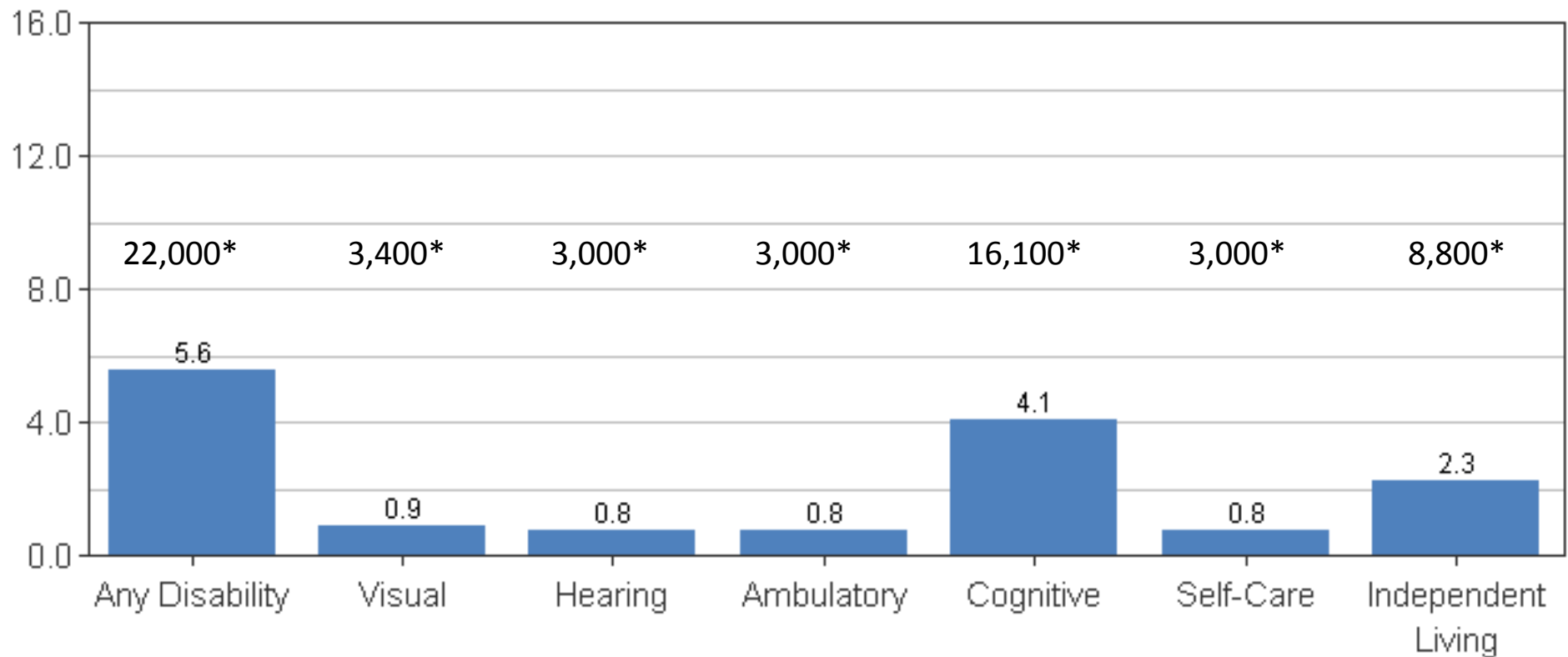
MD Ages 6-21 Served by IDEA

	2011	2012
All Disabilities	90,449	90,367
Specific Learning Disability	31,902	31,297
Speech or Language Impairment	14,353	14,058
Intellectual Disability	5,183	5,200
Emotional Disturbance	7,172	6,915
Multiple Disability	3,417	3,738
Hearing Impairment	985	901
Orthopedic Impairment	292	267
Other Health Impairment	15,894	16,280
Visual Impairment	279	289
Autism	8,444	8,937
Deaf Blindness	17	15
Traumatic Brain Injury	250	239
Developmental Delay	2,261	2,231

Source: [Annual Disability Statistics Compendium](#)

Prevalence of Disability Among Non-Institutionalized People Ages 16 to 20 in Maryland in 2012

Prevalence Rates: Age 16 to 20 years (%)

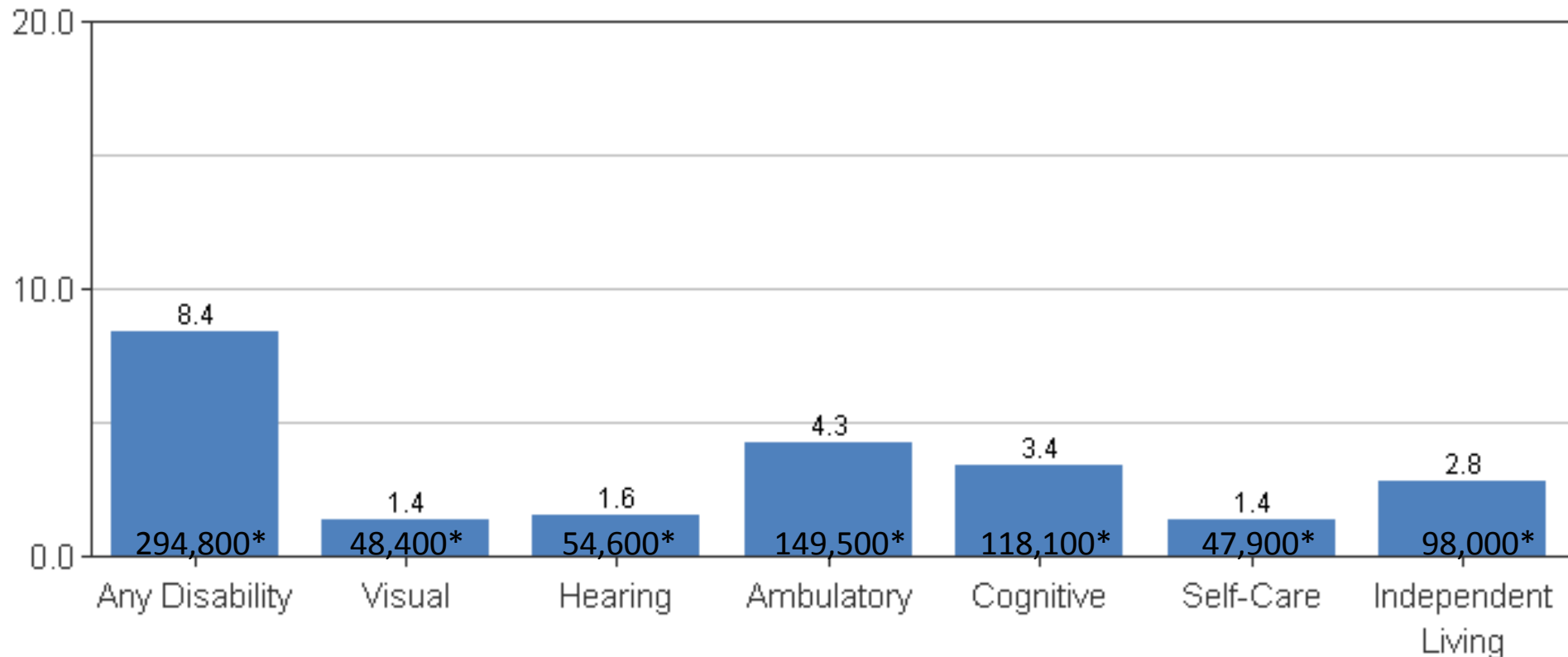


*Total numbers reported

Source: [Cornell University](#)

Prevalence of Disability Among Non-Institutionalized People Ages 21 to 64 in Maryland in 2012

Prevalence Rates: Age 21 to 64 years (%)

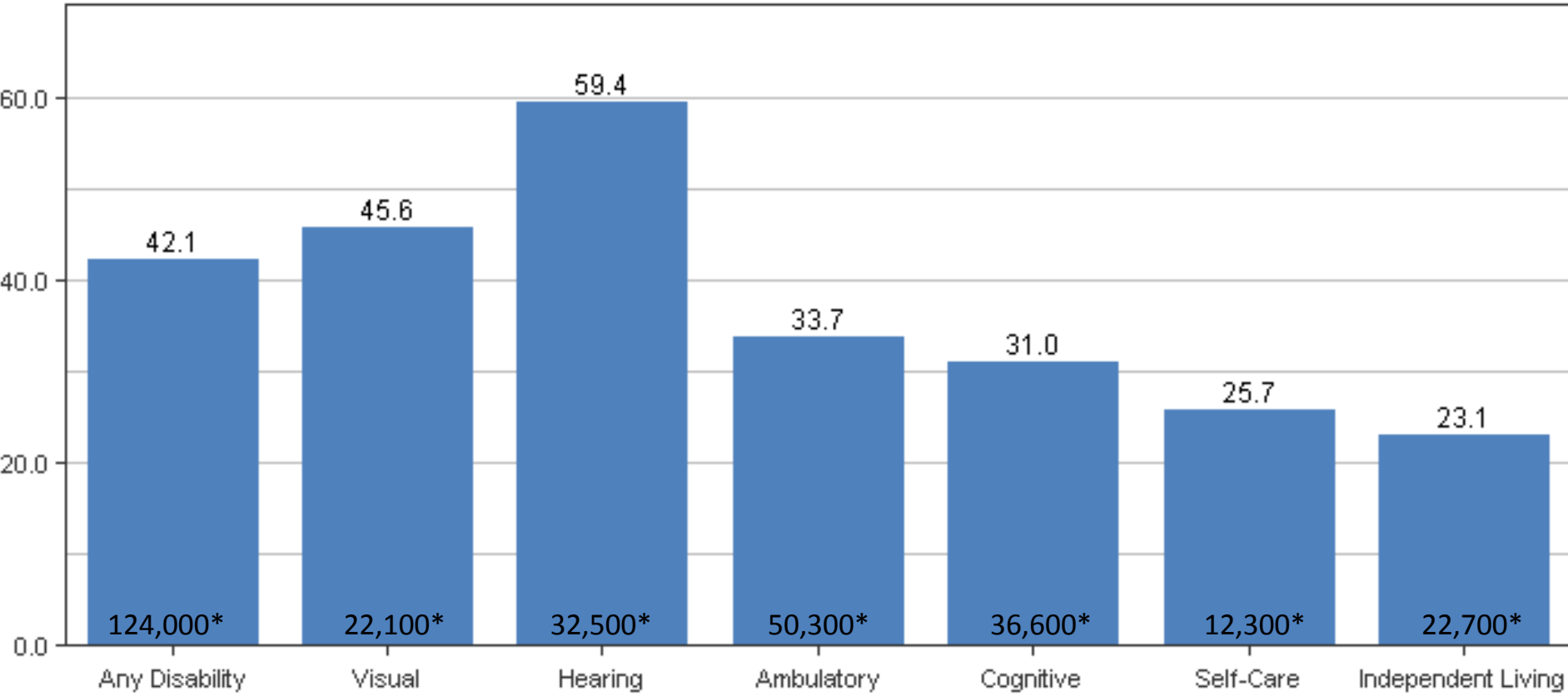


*Total numbers reported

Source: [Cornell University](#)

Employment of Non-Institutionalized Working-Age People (Ages 21 to 64) by Disability Status in Maryland in 2012

Employment Rates (%)



*Total numbers reported

Source: [Cornell University](#)

MD Project SEARCH Sites

- ❖ Anne Arundel Medical Center, Annapolis
- ❖ Hilton BWI, Linthicum Heights
- ❖ MedStar Union Memorial Hospital, Baltimore
- ❖ Montgomery County Government, Rockville
- ❖ National Institutes of Health-Clinical Center, Bethesda
- ❖ University of Maryland, Baltimore
- ❖ University of Maryland Medical Center, Baltimore

Project SEARCH: www.projectsearch.us

Contact Erin Riehle at Erin.Riehle@cchmc.org

Which Employers in Your State Must Meet 503 Rules (Hire PwDs)?

- ❖ Top contractors:
 - Lockheed Martin Corporation
 - Computer Sciences Corporation
 - Northrop Grumman Corporation
 - John Hopkins University
 - General Dynamics Corporation

For complete list go to:

http://www.fedspending.org/fpds/fpds.php?reptype=p&detail=-1&fiscal_year=2011&sortby=f&database=fpds&dtype=T&stateCode=NY

Complete federal lists of 2006-2013 → [Federal Procurement Data System website](#)

<https://www.fpds.gov/fpdsng/cms/index.php/en/reports/62-top-100-contractors-report3.html>

How to get started: Job Accommodation Network → <https://askjan.org/>

US Business Leadership Network → <http://usbln.org/>

Montgomery County-Employment Data (2010-2012)

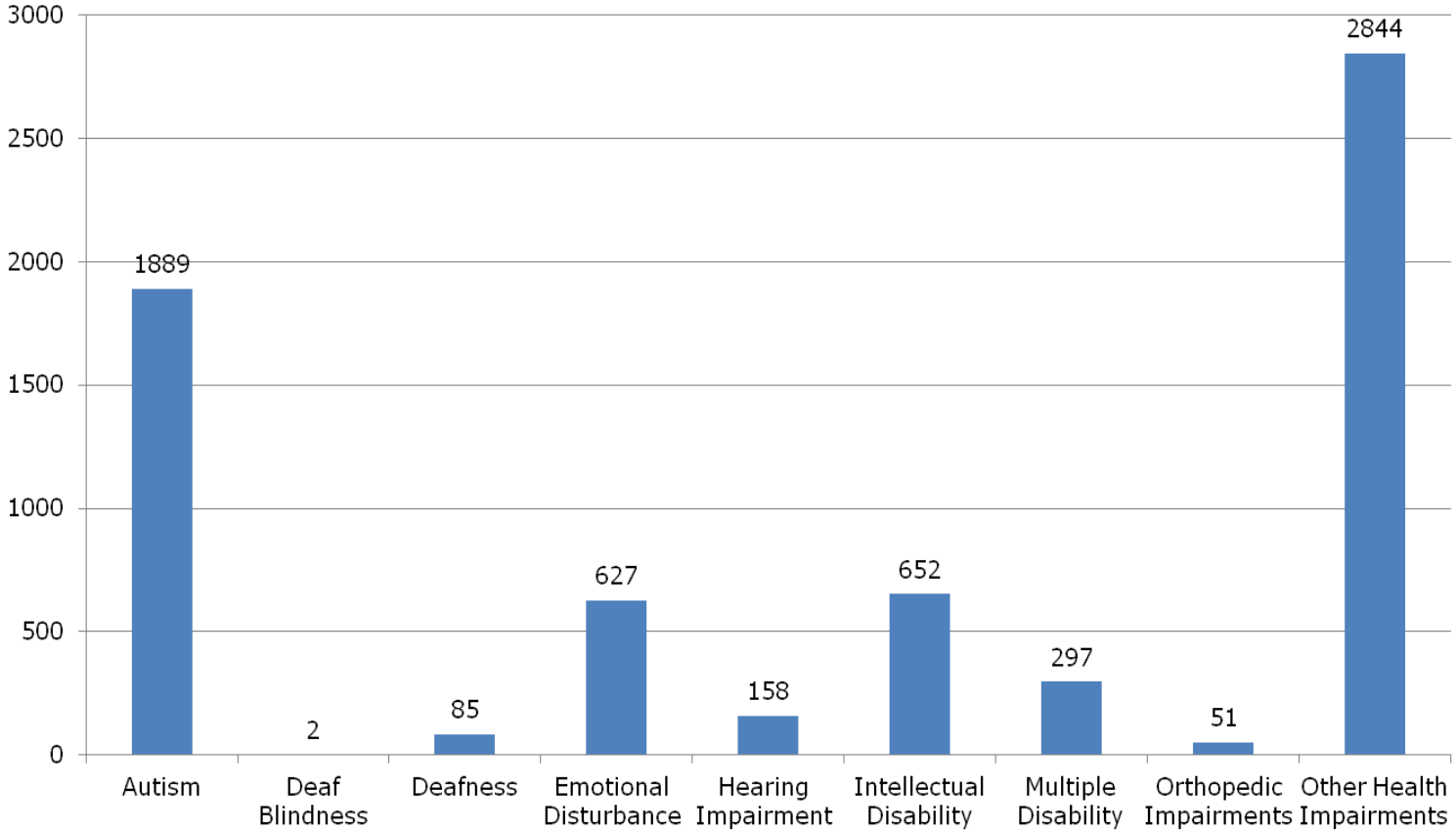
	Total	With a disability	With no disability
Employed	493,493	14,949 - 47.97%	478,544 - 80.46%
Unemployed	33,746	2,919 - 9.37%	30,827 - 5.18%
Not in labor force	98,691	13,298 - 42.67%	85,393 - 14.36%
Total	625,930	31,166 - 100%	594,764 - 100%

Source: [U.S. Census Bureau, 2010-2012 American Community Survey.](http://factfinder2.census.gov/faces/tableservices/jsf/pages/productview.xhtml?pid=ACS_12_3YR_B18120&prodType=table)

http://factfinder2.census.gov/faces/tableservices/jsf/pages/productview.xhtml?pid=ACS_12_3YR_B18120&prodType=table

(This link takes to the US data. The PDF contains the Montgomery County Data)

Students With Disabilities Enrolled in Public Schools in Montgomery County (MD) Ages 3-21



Source: [Cornell University](#)

Jobs In Maryland

- OCCUPATIONAL PROJECTIONS: The list of fastest growing occupations in Maryland is dominated by positions related to health care and science, technology, engineering and math (STEM) fields, including Health Information Technology (HIT) and CyberSecurity. Jobs that require training or education beyond high school account for the overwhelming majority of projected occupational openings between 2008 and 2018 in Maryland.

- [Click for your state Workforce Board](http://workforceinvestmentworks.com/workforce_board_info.asp?st=MD)

http://workforceinvestmentworks.com/workforce_board_info.asp?st=MD

- [Click for your state Workforce plan](http://www.dllr.maryland.gov/wdplan/)

<http://www.dllr.maryland.gov/wdplan/>

Baltimore County-Employment Data (Ages 16-64, 2012)

	Total	With a disability	With no disability
Total	507,960	50,750 - 10%	457,210 - 90%
Employed	385,040	21,760 - 42.9%	363,280 - 79.5%
Unemployed	122,920	28,990 - 57.1%	93,930 - 20.5%

Source: http://disabilityplanningdata.com/site/county_population_table.php?state=maryland&cntyname=Baltimore

City of Baltimore -Employment Data (Ages 16-64, 2012)

	Total	With a disability	With no disability
Total	402,050	69,060 - 17.2%	332,990 - 82.8%
Employed	257,540	18,330 - 26.5%	239,210 - 71.8%
Unemployed	144,510	50,730 - 56.3%	93,780 - 29.2%

Source: http://disabilityplanningdata.com/site/county_population_table.php?cntyname=Baltimore+city&state=maryland&submit=submit

Resources

- ❖ StateData: The National Report on Employment Services and Outcomes, 2013 (data from 2012)
- ❖ 2012 Disability Status Report United States, Cornell University, 2012: www.disabilitystatistics.org
- ❖ Fedspending: www.fedspending.org
- ❖ Project SEARCH: www.projectsearch.us
- ❖ Job Accommodation Network: <https://askjan.org/>
- ❖ State Vocational Rehabilitation Agency: http://wdcrobcolp01.ed.gov/Programs/EROD/org_list.cfm?category_cd=SVR
- ❖ RespectAbilityUSA: www.respectabilityusa.org

Let Us Know If We Can Help!

We have many resources for policy makers and employers on our website and are ready to help!

RespectAbilityUSA

4340 East-West Hwy, Suite 1100

Bethesda, MD 20814

www.RespectAbilityUSA.org

Cell: (202) 365 – 0787

Jennifer Laszlo Mizrahi

President

JenniferM@RespectAbilityUSA.org