



RESPECTABILITY

Montana and Jobs for PwDs

Jennifer Laszlo Mizrahi, President

www.RespectAbilityUSA.org

Montana



Gov. Steve Bullock (D)

- ❖ 76.8% of persons without disabilities aged 18 to 64 are employed.³
- ❖ 39.4% of PwDs aged 18 to 64 are employed.³
- ❖ 3,700 persons aged 16 to 20 have a disability.¹
- ❖ 61,400 persons aged 21 to 64 have a disability.¹
- ❖ 15,700 PwDs aged 18 to 64 receive benefits.¹
- ❖ In 2012, MT's total expenditure on SSDI benefits was \$390,732,000.³
- ❖ Voc. Rehab. received 3,751 applicants in MT in 2012.³
- ❖ Voc. Rehab. obtained 830 jobs for PwDs in MT in 2012.³

1. 2012 Disability Status Report: New York, disabilitystatistics.org
2. StateData: The National Report on Employment Services and Outcomes, 2013
3. [Annual Disability Statistics Compendium](#)

Montana Data

		People with Disabilities (%)		People without Disabilities (%)	
		2012	2013	2012	2013
Poverty ¹	US	29.2	28.7	13.6	13.6
	MT	30.7	25.9	13.9	15.5
Smoking ¹	US	26.0	25.4	16.9	16.3
	MT	25.6	26.6	17.8	16.5
Obesity ¹	US	39.1	40.1	24.5	25.0
	MT	34.5	34.7	20.9	21.3
Employment ¹	US	32.7	33.9	73.6	74.2
	MT	38.7	39.4	76.4	76.8

1. [Annual Disability Statistics Compendium](#). Pg 53, 54, 72, 73, 29

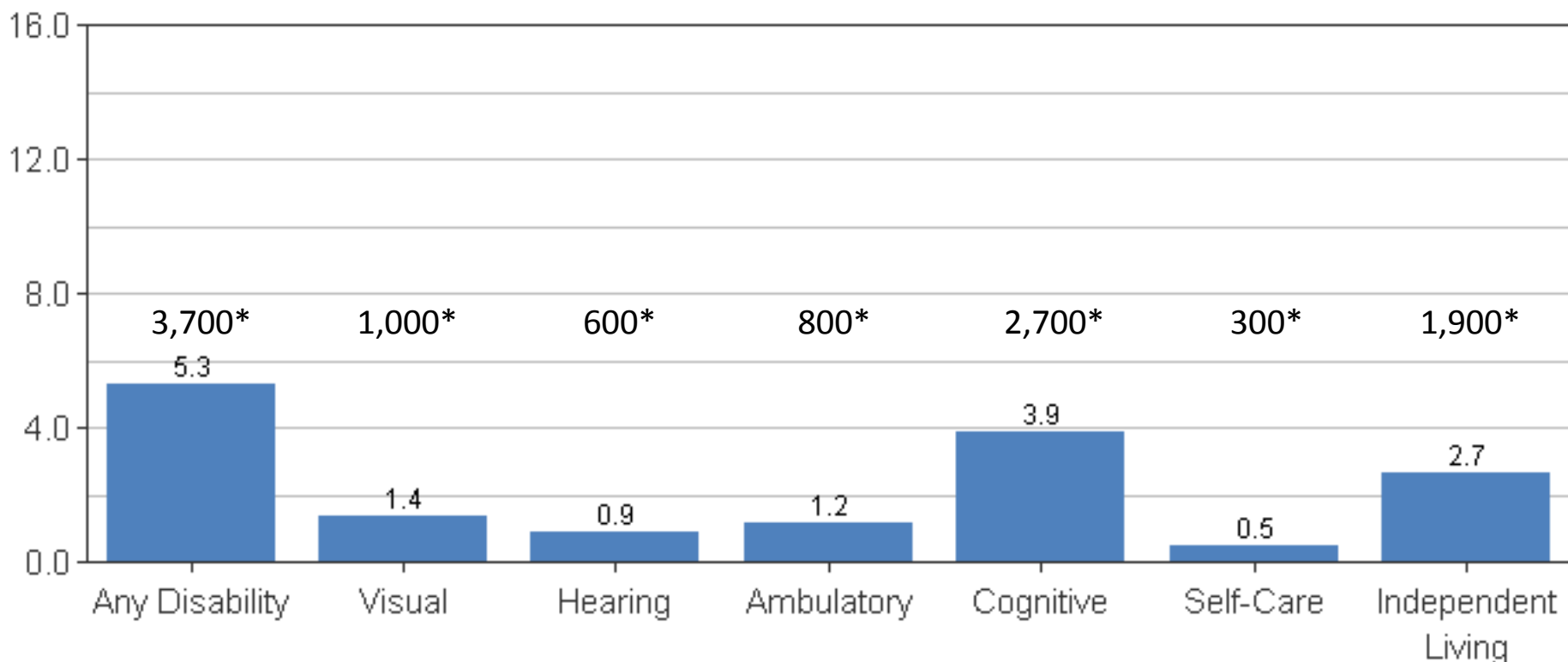
Ages 6 to 21 IEPs by Category MT

	2011	2012
All Disabilities	14,336	14,753
Specific Learning Disability	4,845	4,767
Speech or Language Impairment	2,870	2,955
Intellectual Disability	552	580
Emotional Disturbance	683	712
Multiple Disability	3,027	3,259
Hearing Impairment	69	63
Orthopedic Impairment	47	48
Other Health Impairment	1,743	1,810
Visual Impairment	50	48
Autism	406	469
Deaf Blindness	----	5
Traumatic Brain Injury	----	37
Developmental Delay	----	-----

Source: [Annual Disability Statistics Compendium](#)

Prevalence of Disability Among Non-Institutionalized People Ages 16 to 20 in Montana in 2012

Prevalence Rates: Age 16 to 20 years (%)

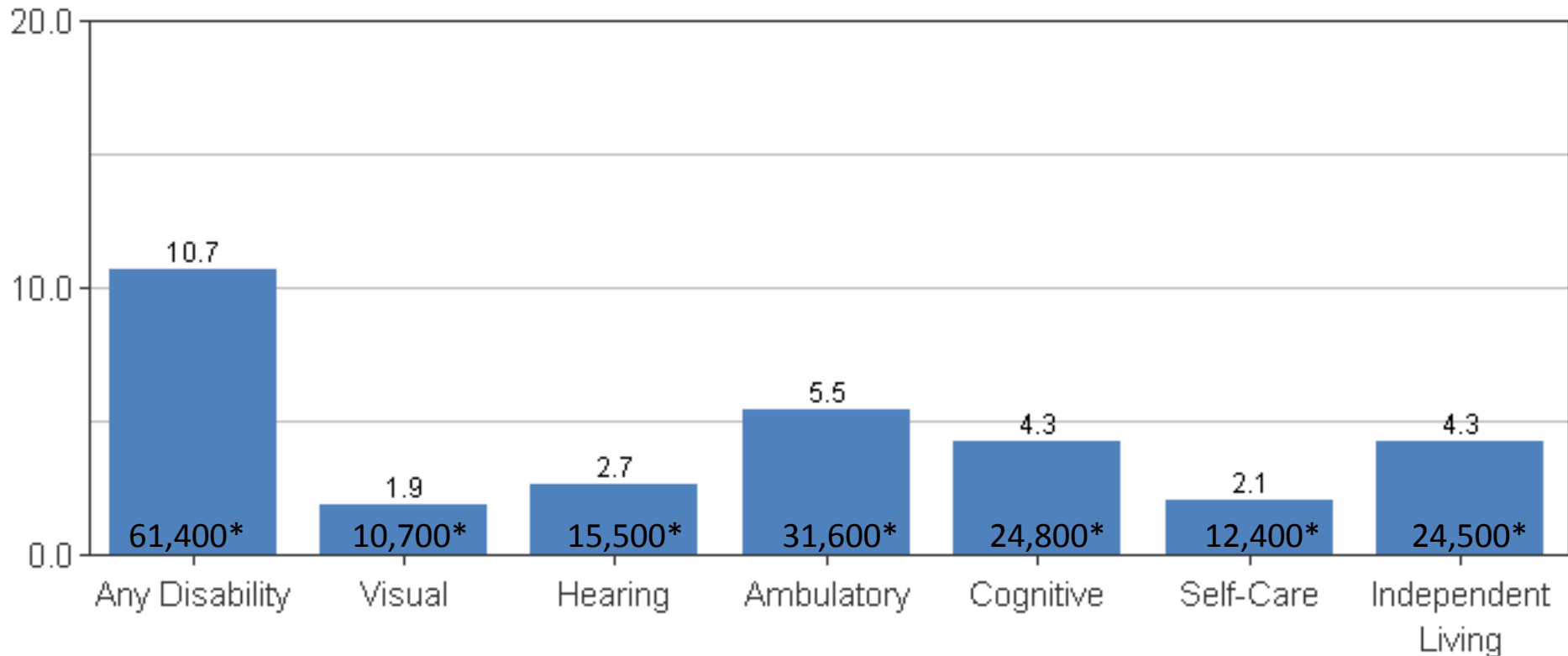


*Total numbers reported

Source: [Cornell University](#)

Prevalence of Disability Among Non-Institutionalized People Ages 21 to 64 in Montana in 2012

Prevalence Rates: Age 21 to 64 years (%)

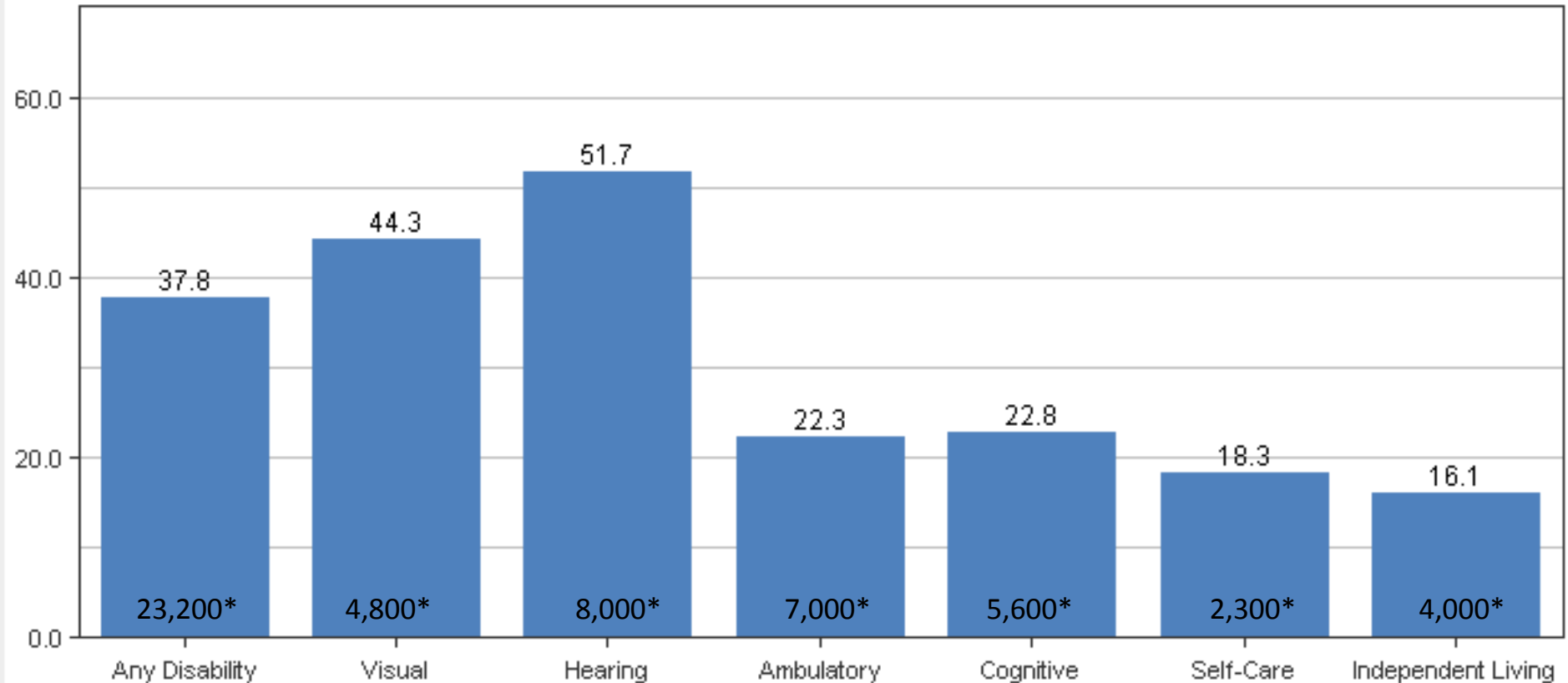


*Total numbers reported

Source: [Cornell University](#)

Employment of Non-Institutionalized Working-Age People (Ages 21 to 64) by Disability Status in Montana in 2012

Employment Rates (%)



*Total numbers reported

Source: [Cornell University](#)

Project SEARCH: Program Description

- ❖ One school year or 9 months.
- ❖ 10 – 12 young adults with a variety of intellectual and developmental disabilities.
- ❖ Instructor and job coaches.
- ❖ Immersed in host business culture.
- ❖ Rotations through unpaid internships with continual feedback.
- ❖ Outcome of employment in the community.

Project SEARCH: HUGE \$ SAVER!

The Project SEARCH

Definition of a Successful Outcome:

- ❖ Competitive employment in an integrated setting.
- ❖ Year-round work.
- ❖ 16 hours per week or more.
- ❖ Minimum wage or higher.

- ❖ 273 programs in 44 states.
- ❖ 2500 young people per year.
- ❖ 60% healthcare, 40% broad mix of business types.
- ❖ 68% employment.
- ❖ 88% employee benefit eligible.
 - 35% take employee benefits, usually at 5 years.
 - Benefits alone save roughly 1 million dollars over a lifetime.
 - Family involvement curriculum to drive familial change in attitude.

Contact Project SEARCH

Project SEARCH: www.projectsearch.us

Contact Erin Riehle at Erin.Riehle@cchmc.org

Which Employers in Your State Must Meet 503 Rules (Hire PwDs)?

❖ Top contractors:

- S&K Aerospace LLC
- PRI-ER JV
- Bestassets INC
- S & K Global Solutions LLC
- Neptune Aviation Services INC

For the complete list see [fed spending website](#)

http://www.fedspending.org/fpds/fpds.php?stateCode=MT&sortp=r&detail=-1&datatype=T&reptype=p&database=fpds&fiscal_year=2012&submit=GO

- Complete federal lists of 2006-2013 → [Federal Procurement Data System website](#)

https://www.fpds.gov/fpdsng_cms/index.php/en/reports/62-top-100-contractors-report3.html

- How to get started: Job Accommodation Network → <https://askjan.org/>

US Business Leadership Network → <http://usbln.org/>

Jobs in Montana

- ❖ Top growth industries in Montana are chemical operators, and tenders, gas plant operators, audiologist, service unit operators, oil, gas, and mining, insulation workers-mechanical, and mining.

[America's Job InfoNet](#)

- ❖ [Click here for the Montana Workforce Investment Act](#)

<http://wsd.dli.mt.gov/wia/>

- ❖ [Click for your state Workforce plan and board](#)

<http://swib.mt.gov/>

Resources

- ❖ StateData: The National Report on Employment Services and Outcomes, 2013 (data from 2012)
- ❖ 2012 Disability Status Report United States, Cornell University, 2012: www.disabilitystatistics.org
- ❖ Fedspending: www.fedspending.org
- ❖ Project SEARCH: www.projectsearch.us
- ❖ Job Accommodation Network: <https://askjan.org/>
- ❖ State Vocational Rehabilitation Agency: http://wdcrobcolp01.ed.gov/Programs/EROD/org_list.cfm?category_cd=SVR
- ❖ RespectAbilityUSA: www.respectabilityusa.org

Let Us Know If We Can Help!

We have many resources for policy makers and employers on our website and are ready to help!

RespectAbilityUSA

4340 East-West Hwy, Suite 1100

Bethesda, MD 20814

www.RespectAbilityUSA.org

Cell: (202) 365 – 0787

Jennifer Laszlo Mizrahi

President

JenniferM@RespectAbilityUSA.org