



RESPECTABILITY

Nebraska and Jobs for PwDs

Jennifer Laszlo Mizrahi, President

www.RespectAbilityUSA.org

Nebraska



Gov. Pete Rickettes
(R)

- ❖ 82.6% of persons without disabilities aged 18 to 64 are employed.³
- ❖ 45.5% of PwDs aged 18 to 64 are employed.³
- ❖ 205,354 persons in NE have a disability.³
- ❖ 5,500 persons aged 16 to 20 have a disability.¹
- ❖ 88,700 persons aged 21 to 64 have a disability.¹
- ❖ 16,900 PwDs aged 18 to 64 receive benefits.¹
- ❖ Voc. Rehab. received 130 blind applicants and 5,246 general applicants in NE in 2012.³
- ❖ Voc. Rehab. obtained 1,869 jobs for PwDs in NE in 2012.³
- ❖ In 2012, NE's total expenditure on SSDI benefits was \$594,300,000.³

1. 2012 Disability Status Report: New York, disabilitystatistics.org
2. StateData: The National Report on Employment Services and Outcomes, 2013
3. [Annual Disability Statistics Compendium](#)

Nebraska Data

		People with Disabilities (%)		People without Disabilities (%)	
		2012	2013	2012	2013
Poverty ¹	US	29.2	28.7	13.6	13.6
	NE	24.7	24.1	11.1	11.3
Smoking ¹	US	26.0	25.4	16.9	16.2
	NE	25.1	22.7	18.4	17.3
Obesity ¹	US	39.1	40.1	24.5	25.0
	NE	40.3	43.0	25.5	26.1
Employment ¹	US	32.7	33.9	73.6	74.2
	NE	43.5	45.5	82.2	82.6

1. [Annual Disability Statistics Compendium](#). Pg 53, 54, 72, 73, 29

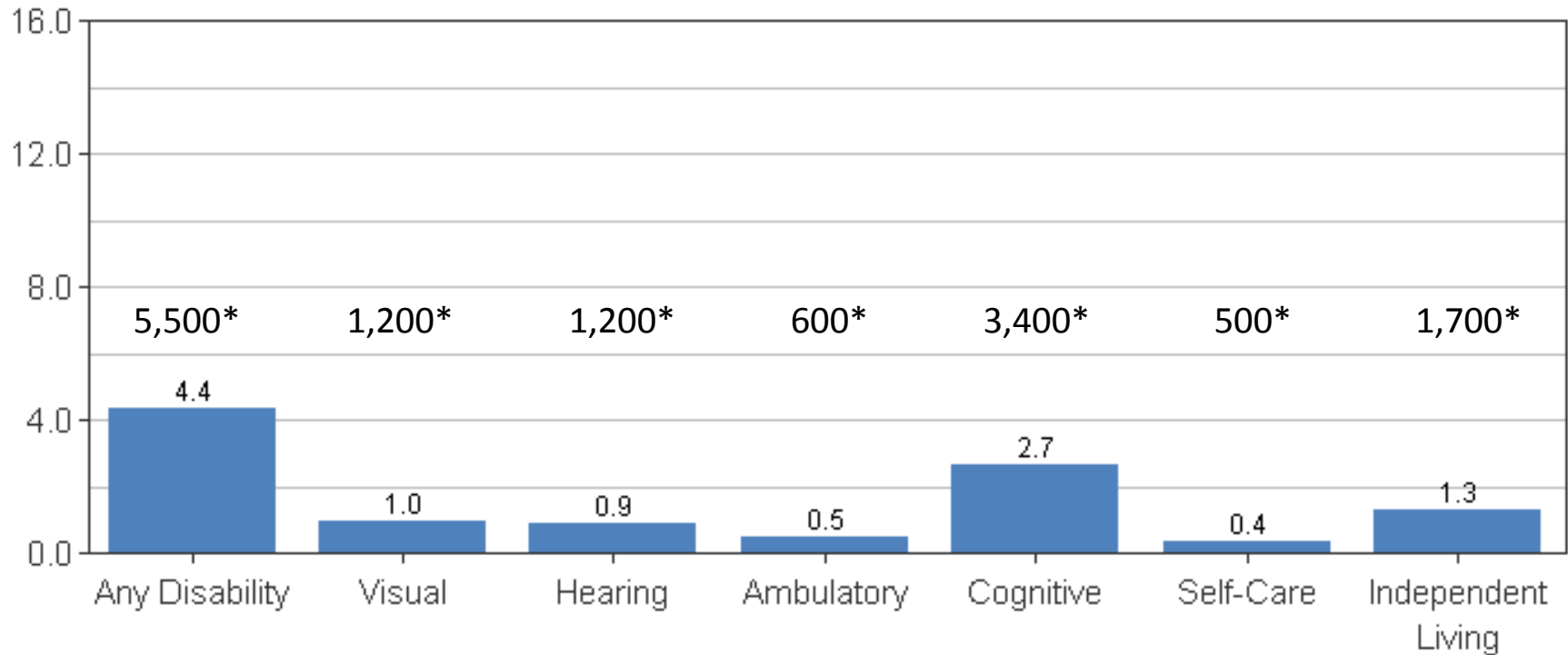
Ages 6 to 21 IEPs by Category NE

	2011	2012
All Disabilities	39,654	40,185
Specific Learning Disability	14,021	14,238
Speech or Language Impairment	9,512	9,579
Intellectual Disability	3,546	3,336
Emotional Disturbance	1,964	1,957
Multiple Disability	391	389
Hearing Impairment	571	610
Orthopedic Impairment	241	238
Other Health Impairment	5,505	5,654
Visual Impairment	207	217
Autism	2,128	2,345
Deaf Blindness	8	9
Traumatic Brain Injury	204	201
Developmental Delay	1,356	1,412

Source: [Annual Disability Statistics Compendium](#)

Prevalence of Disability Among Non-Institutionalized People Ages 16 to 20 in Nebraska in 2012

Prevalence Rates: Age 16 to 20 years (%)

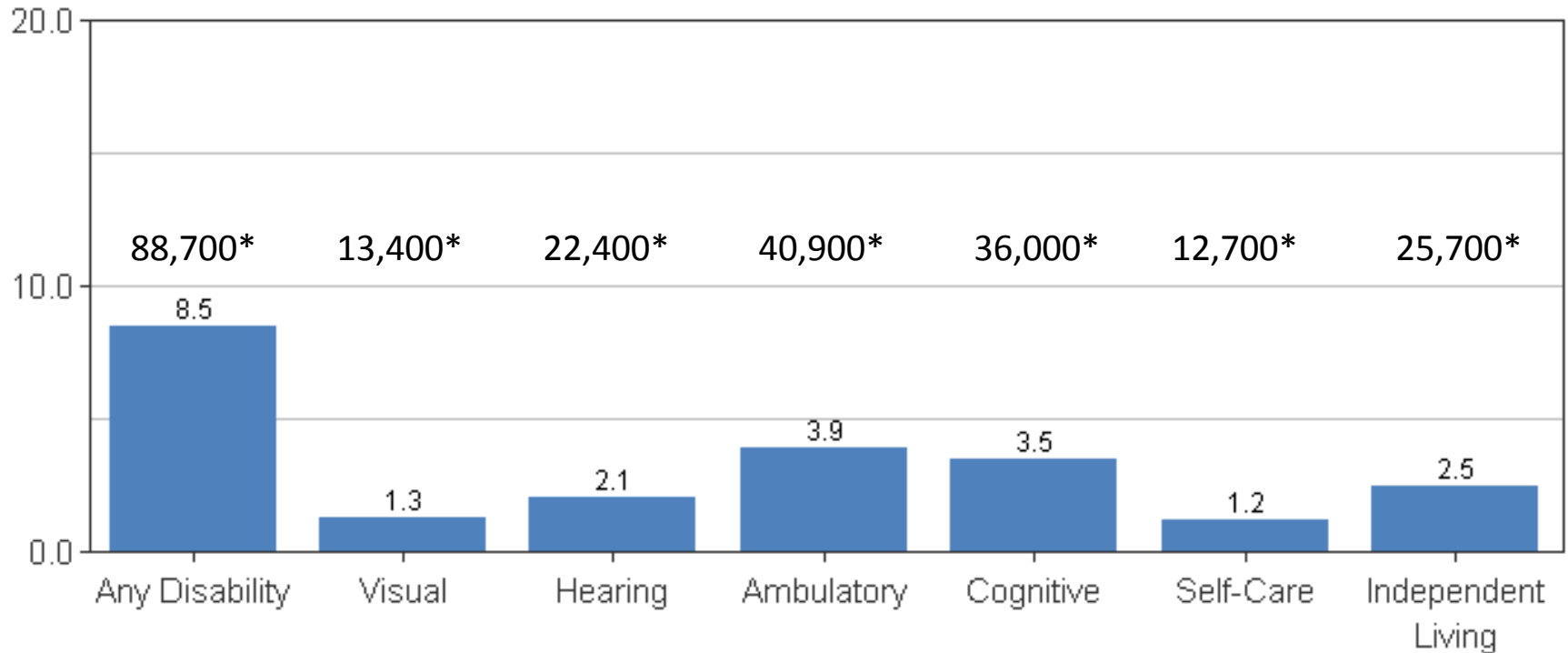


*Total numbers reported

Source: [Cornell University](#)

Prevalence of Disability Among Non-Institutionalized People Ages 21 to 64 in Nebraska in 2012

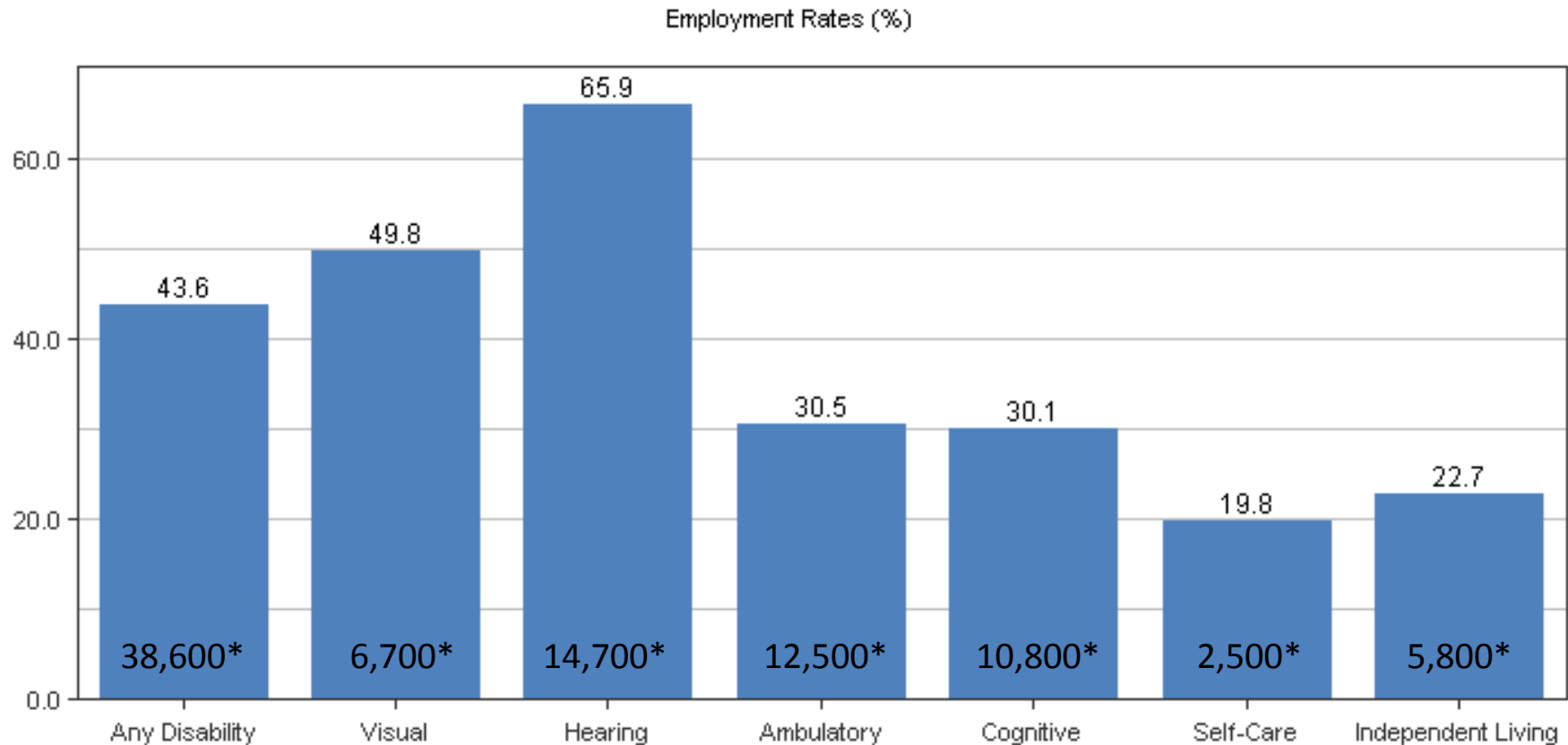
Prevalence Rates: Age 21 to 64 years (%)



*Total numbers reported

Source: [Cornell University](#)

Employment of Non-Institutionalized Working-Age People (Ages 21 to 64) by Disability Status in Nebraska in 2012



*Total numbers reported

Source: [Cornell University](#)

Nebraska Project SEARCH Sites

- ❖ Columbus Community Hospital, Columbus
- ❖ Embassy Suites, La Vista
- ❖ Embassy Suites Downtown, Omaha
- ❖ Embassy Suites, Lincoln
- ❖ Faith Regional Health Services/Faith Regional University, Norfolk
- ❖ Good Samaritan Medical Center Kearney, Kearney
- ❖ Mary Lanning Memorial HealthCare, Hastings
- ❖ St. Elizabeth Regional Medical Center, Lincoln
- ❖ St. Francis Medical Center, Grand Island
- ❖ Walmart North Platte Distribution Center, North Platte
- ❖ York General Health Care Services, York

Project SEARCH: www.projectsearch.us

Contact Erin Riehle at Erin.Riehle@cchmc.org

Which Employers in Your State Must Meet 503 Rules (Hire PwDs)?

❖ Top contractors:

- Conagra Foods Packaged Foods LLC
- Northrup Grumman Corp.
- Compute Sciences Corp.
- Veterans Enterprise Technology Solutions
- SAIC INC.

- Complete list → [fed spending website](#)

http://www.fedspending.org/fpds/fpds.php?reptype=p&detail=-1&fiscal_year=2011&sortby=f&database=fpds&datatype=T&stateCode=NE

- Complete federal lists of 2006-2013 → [Federal Procurement Data System website](#)

https://www.fpds.gov/fpdsng_cms/index.php/en/reports/62-top-100-contractors-report3.html

- How to get started: Job Accommodation Network → <https://askjan.org/>

US Business Leadership Network → <http://usbln.org/>

Jobs In Nebraska

- ❖ High growth industries for Nebraska include: Network Systems and Data Communications Analysts; Computer Software Engineers; Registered Nurses; Truck Drivers; Customer Service Representatives; Medical Assistants; and Accountants and Auditors.

http://workforceinvestmentworks.com/workforce_board_info.asp?st=NE

- ❖ [Click for your workforce board](http://workforceinvestmentworks.com/workforce_board_info.asp?st=NE)

http://workforceinvestmentworks.com/workforce_board_info.asp?st=NE

- ❖ [Click for your workforce plan](https://dol.nebraska.gov/center.cfm?PRICAT=3&SUBCAT=8F)

<https://dol.nebraska.gov/center.cfm?PRICAT=3&SUBCAT=8F>

Resources

- ❖ StateData: The National Report on Employment Services and Outcomes, 2013 (data from 2012)
- ❖ 2012 Disability Status Report United States, Cornell University, 2012: www.disabilitystatistics.org
- ❖ Fedspending: www.fedspending.org
- ❖ Project SEARCH: www.projectsearch.us
- ❖ Job Accommodation Network: <https://askjan.org/>
- ❖ State Vocational Rehabilitation Agency: http://wdcrobcolp01.ed.gov/Programs/EROD/org_list.cfm?category_cd=SVR
- ❖ RespectAbilityUSA: www.respectabilityusa.org

Let Us Know If We Can Help!

We have many resources for policy makers and employers on our website and are ready to help!

RespectAbilityUSA

4340 East-West Hwy, Suite 1100

Bethesda, MD 20814

www.RespectAbilityUSA.org

Cell: (202) 365 – 0787

Jennifer Laszlo Mizrahi

President

JenniferM@RespectAbilityUSA.org