



# RESPECTABILITY

## New Hampshire and Jobs for PwDs

Jennifer Laszlo Mizrahi, President  
[www.RespectAbilityUSA.org](http://www.RespectAbilityUSA.org)

# New Hampshire



Gov. Maggie Hassan  
(D)

- ❖ 80.3% of persons without disabilities aged 18 to 64 are employed.<sup>3</sup>
- ❖ 41.8% of PwDs aged 18 to 64 are employed.<sup>3</sup>
- ❖ 166,258 persons in NH have a disability.<sup>3</sup>
- ❖ 5,900 persons aged 16 to 20 have a disability.<sup>1</sup>
- ❖ 77,800 persons aged 21 to 64 have a disability.<sup>1</sup>
- ❖ 16,700 PwDs aged 18 to 64 receive benefits.<sup>1</sup>
- ❖ Voc. Rehab. received 3,071 applicants in NH in 2012.<sup>3</sup>
- ❖ Voc. Rehab. obtained 1,087 jobs for PwDs in NH in 2012.<sup>3</sup>
- ❖ In 2012, NH's total expenditure on SSDI benefits was \$696,012,000.<sup>3</sup>

1. 2012 Disability Status Report: New York, [disabilitystatistics.org](http://disabilitystatistics.org)
2. StateData: The National Report on Employment Services and Outcomes, 2013
3. [Annual Disability Statistics Compendium](#)

# New Hampshire Data

		People with Disabilities (%)		People without Disabilities (%)	
		2012	2013	2012	2013
Poverty <sup>1</sup>	US	29.2	28.7	13.6	13.6
	NH	22.8	21.9	7.5	7.5
Smoking <sup>1</sup>	US	26.0	25.4	16.9	16.2
	NH	23.1	26.9	15.4	13.3
Obesity <sup>1</sup>	US	39.1	40.1	24.5	25.0
	NH	38.0	39.2	24.2	23.5
Employment <sup>1</sup>	US	32.7	33.9	73.6	74.2
	NH	37.9	41.8	80.5	80.3

1. [Annual Disability Statistics Compendium](#). Pg 53, 54, 72, 73, 29

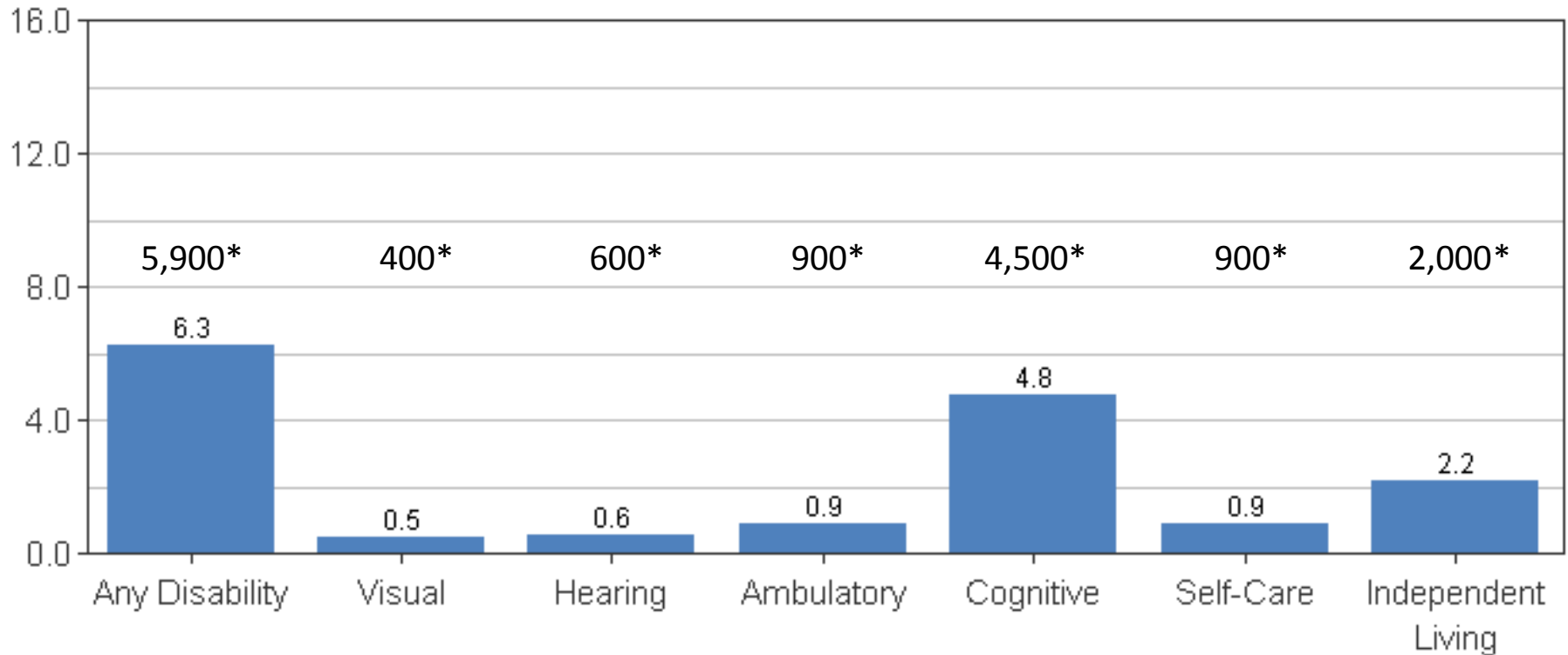
# NH Ages 6 to 21 Served Under IDEA

	2011	2012
<b>All Disabilities</b>	<b>26,264</b>	<b>26,102</b>
Specific Learning Disability	10,743	10,365
Speech or Language Impairment	3,648	3,456
Intellectual Disability	787	762
Emotional Disturbance	2,263	2,192
Multiple Disability	365	368
Hearing Impairment	215	206
Orthopedic Impairment	77	71
Other Health Impairment	4,906	5,067
Visual Impairment	93	93
Autism	1,703	1,923
Deaf Blindness	7	7
Traumatic Brain Injury	64	67
Developmental Delay	1,393	1,525

Source: [Annual Disability Statistics Compendium](#)

# Prevalence of Disability Among Non-Institutionalized People Ages 16 to 20 in New Hampshire in 2012

Prevalence Rates: Age 16 to 20 years (%)

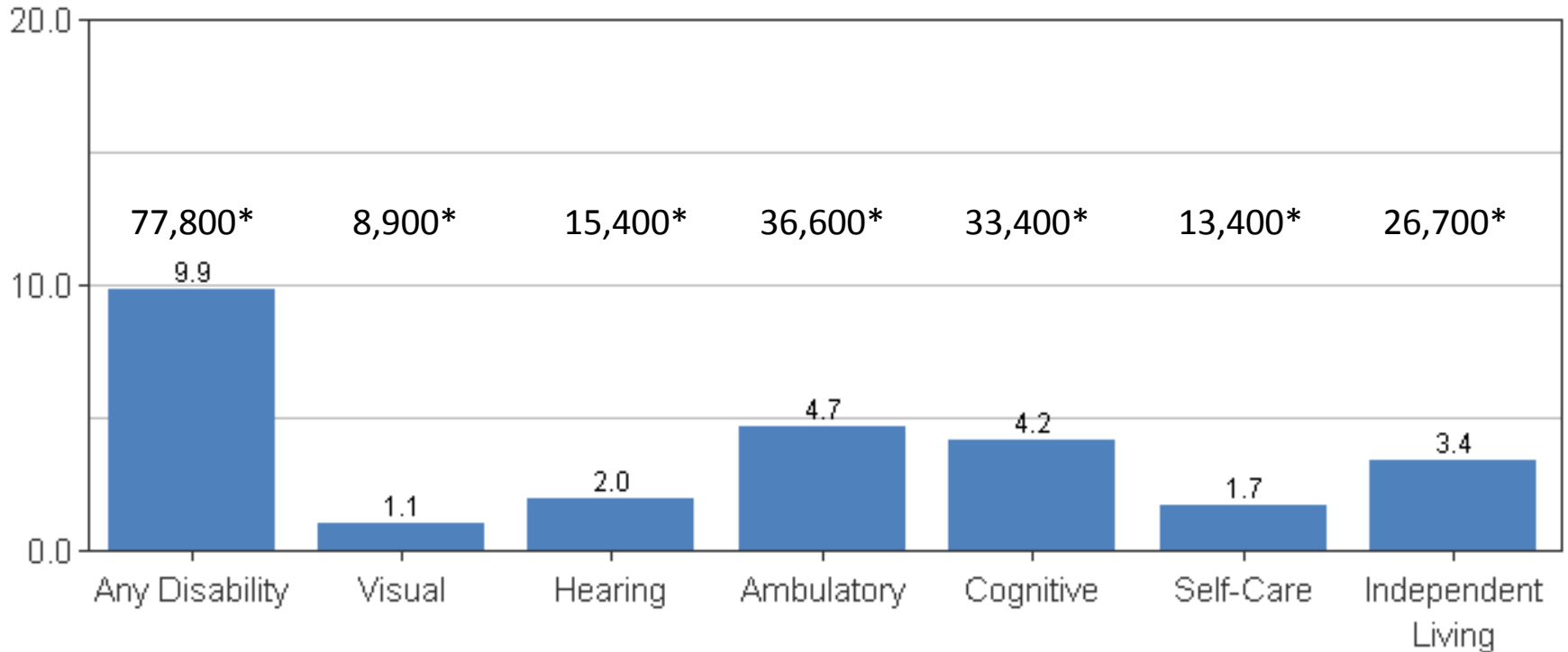


\*Total numbers reported

Source: [Cornell University](#)

# Prevalence of Disability Among Non-Institutionalized People Ages 21 to 64 in New Hampshire in 2012

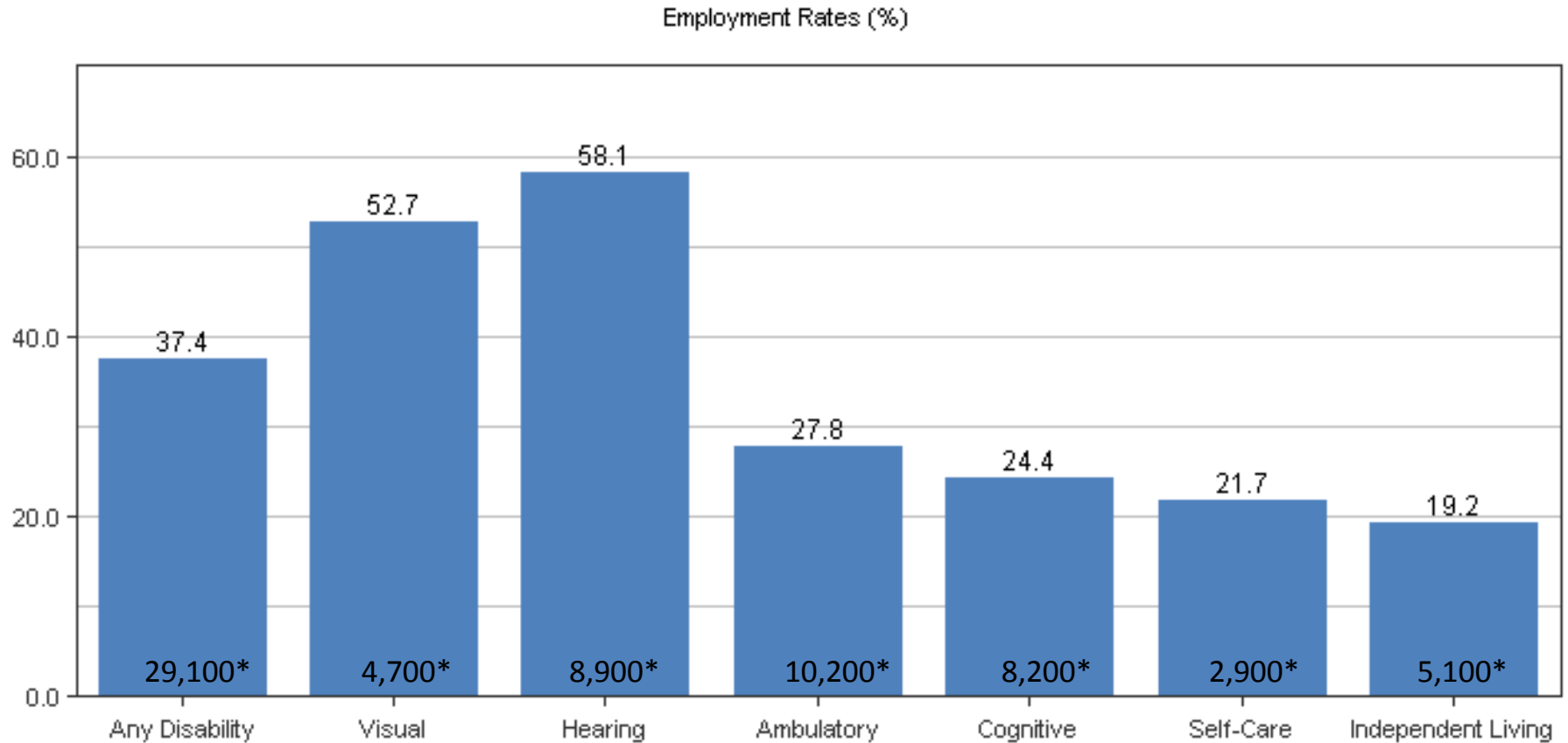
Prevalence Rates: Age 21 to 64 years (%)



\*Total numbers reported

Source: [Cornell University](#)

# Employment of Non-Institutionalized Working-Age People (Ages 21 to 64) by Disability Status in New Hampshire in 2012



\*Total numbers reported

Source: [Cornell University](#)

# New Hampshire Project SEARCH Sites

- ❖ Catholic Medical Center, Manchester
- ❖ Cheshire Medical Center/Dartmouth Hitchcock, Keene
- ❖ Concord Hospital, Concord
- ❖ Dartmouth Hitchcock Medical Center, Lebanon
- ❖ Portsmouth Regional Hospital-HCA, Portsmouth
- ❖ St. Joseph Hospital, Nashua

Project SEARCH: [www.projectsearch.us](http://www.projectsearch.us)

Contact Erin Riehle at [Erin.Riehle@cchmc.org](mailto:Erin.Riehle@cchmc.org)



# Which Employers in Your State Must Meet 503 Rules (Hire PwDs)?

## ❖ Top employers

- BAE Systems PLC
- L-3 Communications Holdings INC.
- Environmental Chemical Corp.
- Cityside Management Corp.
- Serco Group PLC

-For the complete list see the [fed spending website](#)

[http://www.fedspending.org/fpds/fpds.php?stateCode=NH&sortp=r&detail=-1&datatype=T&reptype=p&database=fpds&fiscal\\_year=2012&submit=GO](http://www.fedspending.org/fpds/fpds.php?stateCode=NH&sortp=r&detail=-1&datatype=T&reptype=p&database=fpds&fiscal_year=2012&submit=GO)

- Complete federal lists of 2006-2013 → [Federal Procurement Data System website](#)

[https://www.fpds.gov/fpdsng\\_cms/index.php/en/reports/62-top-100-contractors-report3.html](https://www.fpds.gov/fpdsng_cms/index.php/en/reports/62-top-100-contractors-report3.html)

- How to get started: Job Accommodation Network → <https://askjan.org/>

US Business Leadership Network → <http://usbln.org/>

# Jobs in New Hampshire

- ❖ Three major occupational groups are projected to substantially increase their share of employment from 2008 to 2018: healthcare practitioners and technical occupations, healthcare support occupations, and personal care and service occupation

[http://workforceinvestmentworks.com/workforce\\_board\\_info.asp?st=NH](http://workforceinvestmentworks.com/workforce_board_info.asp?st=NH)

- ❖ Click for your Workforce Investment [Board](#)

[http://workforceinvestmentworks.com/workforce\\_board\\_info.asp?st=NH](http://workforceinvestmentworks.com/workforce_board_info.asp?st=NH)

- ❖ Click for your Workforce Investment [Plan](#)

<http://www.doleta.gov/Performance/results/AnnualReports/annual-report-10.cfm>

# Resources

- ❖ StateData: The National Report on Employment Services and Outcomes, 2013 (data from 2012)
- ❖ 2012 Disability Status Report United States, Cornell University, 2012: [www.disabilitystatistics.org](http://www.disabilitystatistics.org)
- ❖ Fedspending: [www.fedspending.org](http://www.fedspending.org)
- ❖ Project SEARCH: [www.projectsearch.us](http://www.projectsearch.us)
- ❖ Job Accommodation Network: <https://askjan.org/>
- ❖ State Vocational Rehabilitation Agency: [http://wdcrobcolp01.ed.gov/Programs/EROD/org\\_list.cfm?category\\_cd=SVR](http://wdcrobcolp01.ed.gov/Programs/EROD/org_list.cfm?category_cd=SVR)
- ❖ RespectAbilityUSA: [www.respectabilityusa.org](http://www.respectabilityusa.org)

# Let Us Know If We Can Help!

**We have many resources for policy makers and employers on our website and are ready to help!**

**RespectAbilityUSA**

**4340 East-West Hwy, Suite 1100**

**Bethesda, MD 20814**

**[www.RespectAbilityUSA.org](http://www.RespectAbilityUSA.org)**

**Cell: (202) 365 – 0787**

**Jennifer Laszlo Mizrahi**

**President**

**JenniferM@RespectAbilityUSA.org**