



RESPECTABILITY

NJ and Jobs for PwDs

Jennifer Laszlo Mizrahi, President

www.RespectAbilityUSA.org

New Jersey

- ❖ 75.1% of persons without disabilities aged 18 to 64 are employed.³
- ❖ 36.6% of PwDs aged 18 to 64 are employed.³
- ❖ 935,833 persons in NJ have a disability.³
- ❖ 29,300 persons aged 16 to 20 have a disability.¹
- ❖ 409,000 persons aged 21 to 64 have a disability.¹
- ❖ 74,600 PwDs aged 18 to 64 receive benefits.¹
- ❖ In 2012, NJ's total expenditure on SSDI benefits was \$3,246,540,000.³
- ❖ Voc. Rehab. received 505 blind applicants and 13,191 general applicants in NJ in 2012.³
- ❖ Voc. Rehab. obtained 4,038 jobs for PwDs in NJ in 2012.²
- ❖ 22% poverty rate among those with disabilities.³

1. 2012 Disability Status Report: New York, disabilitystatistics.org
2. StateData: The National Report on Employment Services and Outcomes, 2013
3. [Annual Disability Statistics Compendium](#)

New Jersey Data

		People with Disabilities (%)		People without Disabilities (%)	
		2012	2013	2012	2013
Poverty ¹	US	29.2	28.7	13.6	13.6
	NJ	22.4	22.0	8.6	9.3
Smoking ¹	US	26.0	25.4	16.9	16.2
	NJ	23.6	20.6	16.1	14.5
Obesity ¹	US	39.1	40.1	24.5	25.0
	NJ	39.2	38.0	21.8	23.7
Employment ¹	US	32.7	33.9	73.6	74.2
	NJ	35.0	36.6	74.5	75.1

1. [Annual Disability Statistics Compendium](#). Pg 53, 54, 72, 73, 29

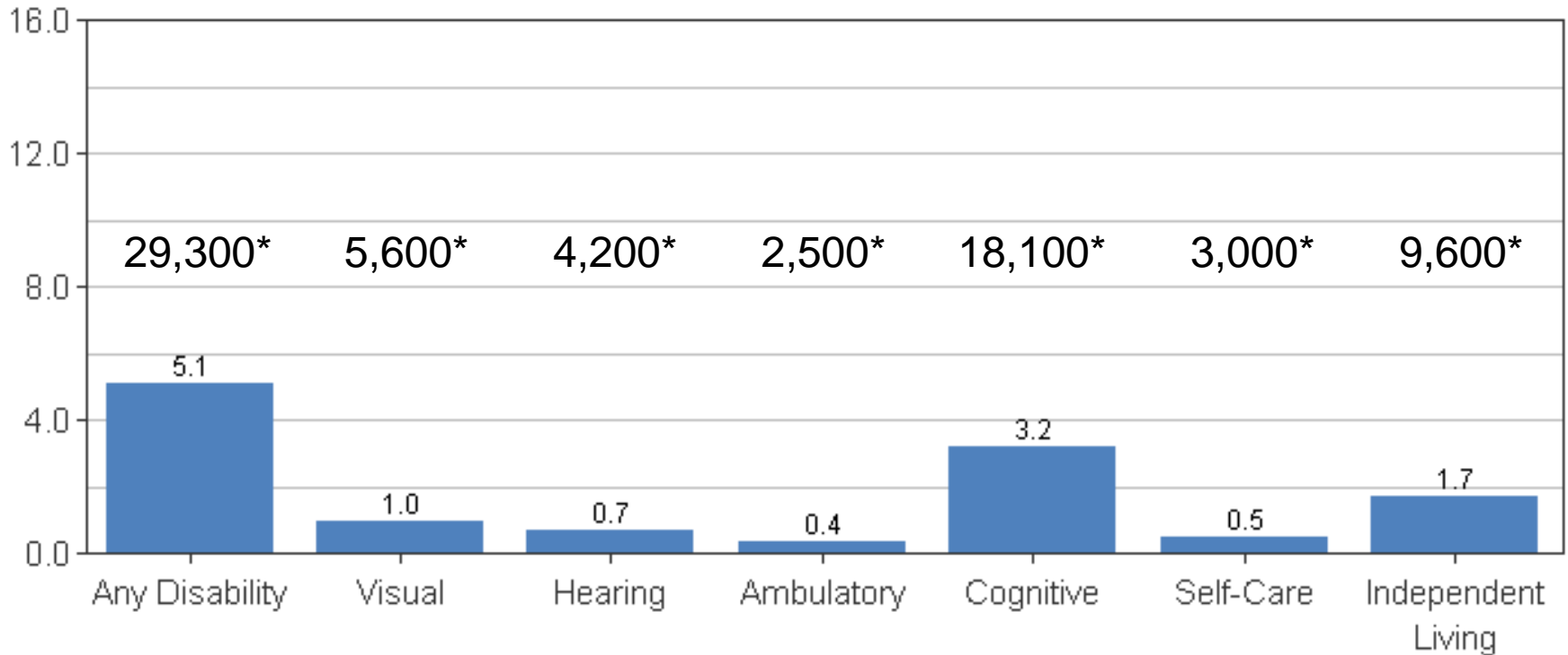
NJ Ages 6 to 21 Served Under IDEA

	2011	2012
All Disabilities	207,710	214,363
Specific Learning Disability	79,454	80,088
Speech or Language Impairment	42,687	46,553
Intellectual Disability	5,194	5,170
Emotional Disturbance	8,565	8,377
Multiple Disability	18,905	18,350
Hearing Impairment	1,477	1,503
Orthopedic Impairment	574	450
Other Health Impairment	35,423	38,130
Visual Impairment	397	396
Autism	13,459	14,572
Deaf Blindness	94	14
Traumatic Brain Injury	781	760
Developmental Delay	Omitted	0

Source: [Annual Disability Statistics Compendium](#)

Prevalence of Disability Among Non-Institutionalized People Ages 16 to 20 in New Jersey in 2012

Prevalence Rates: Age 16 to 20 years (%)

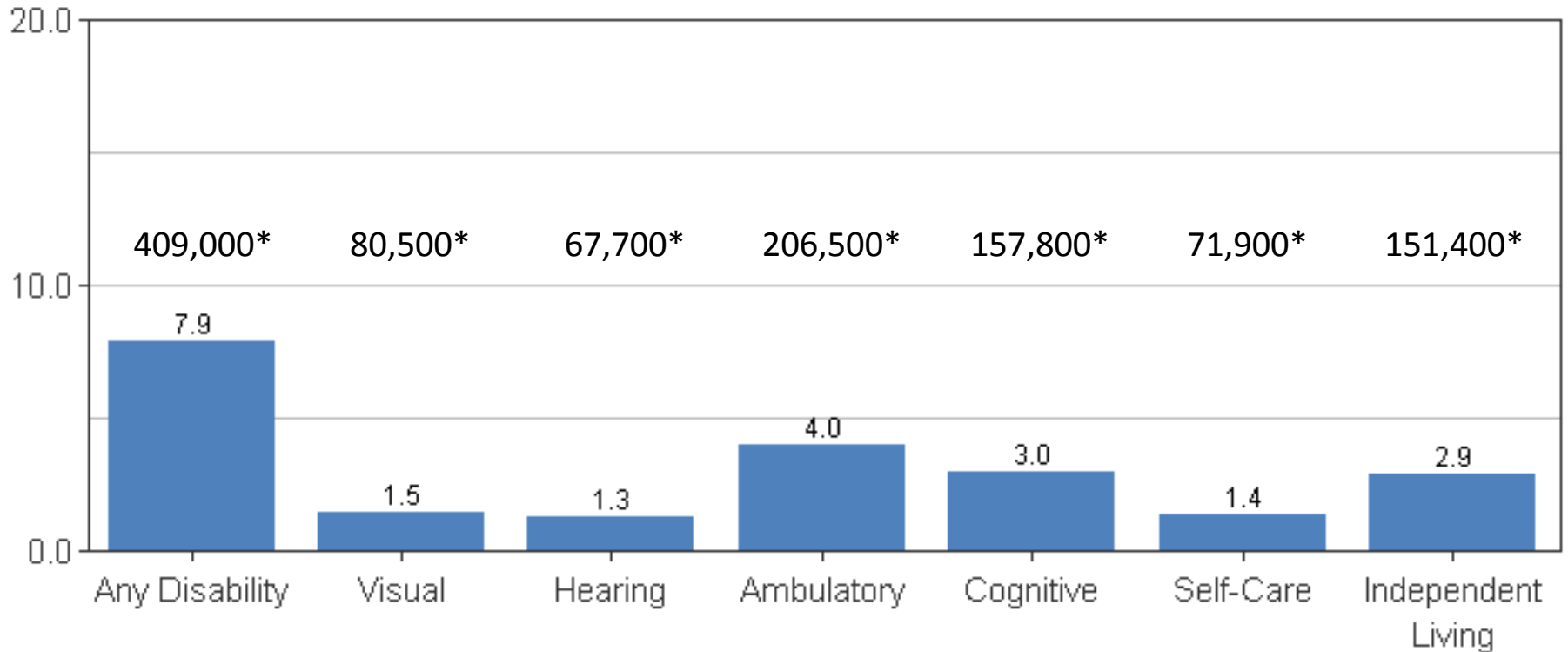


*Total numbers reported

Source: [Cornell University](#)

Prevalence of Disability Among Non-Institutionalized People Ages 21 to 64 in New Jersey in 2012

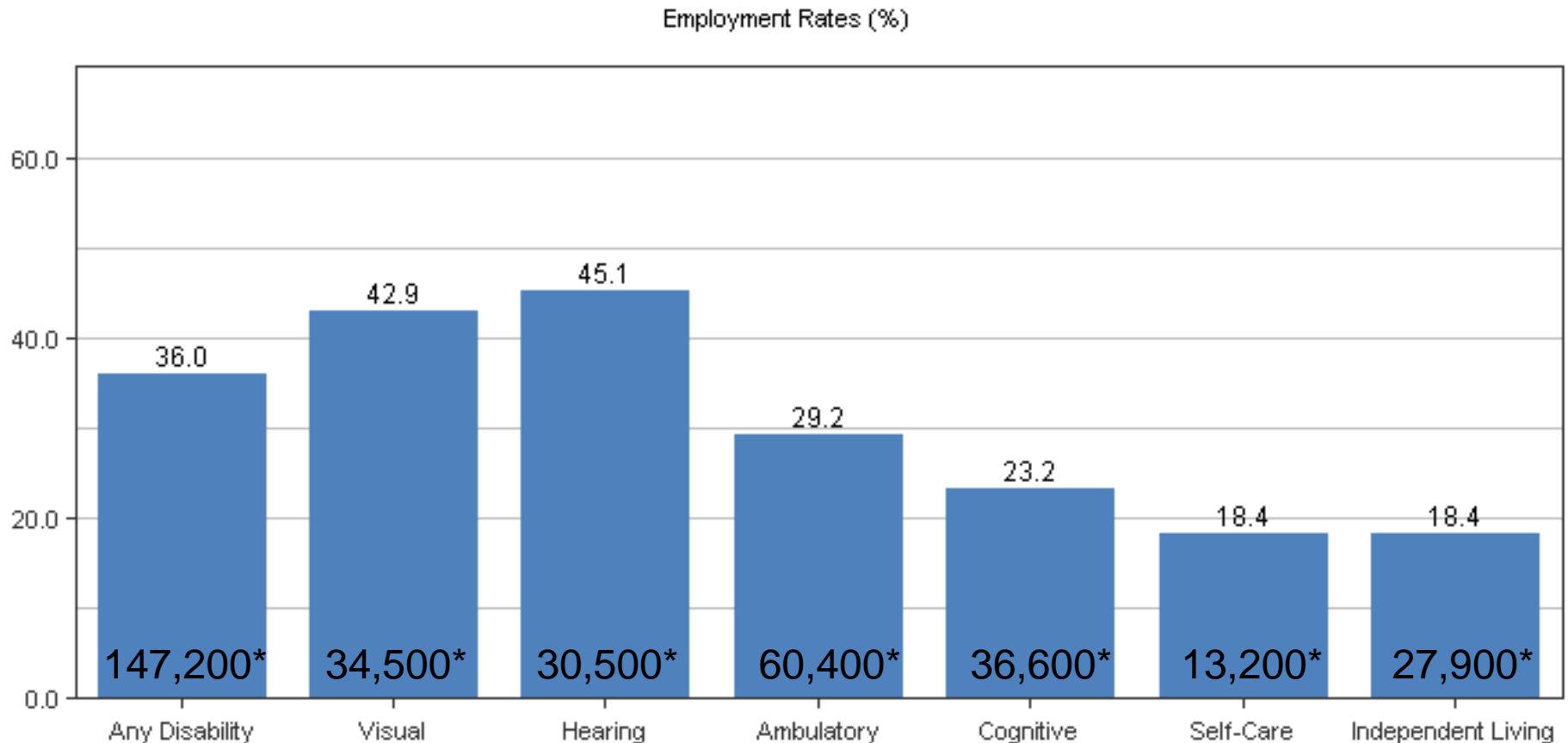
Prevalence Rates: Age 21 to 64 years (%)



*Total numbers reported

Source: [Cornell University](#)

Employment of Non-Institutionalized Working-Age People (Ages 21 to 64) by Disability Status in New Jersey in 2012



*Total numbers reported

Source: [Cornell University](#)

Project SEARCH: Program Description

- ❖ One school year or 9 months.
- ❖ 10 – 12 young adults with a variety of intellectual and developmental disabilities.
- ❖ Instructor and job coaches.
- ❖ Immersed in host business culture.
- ❖ Rotations through unpaid internships with continual feedback.
- ❖ Outcome of employment in the community.

Project SEARCH: HUGE \$ SAVER!

The Project SEARCH
Definition of a Successful
Outcome:

- ❖ Competitive employment in an integrated setting.
- ❖ Year-round work.
- ❖ 16 hours per week or more.
- ❖ Minimum wage or higher.

- ❖ 273 programs in 44 states.
- ❖ 2500 young people per year.
- ❖ 60% healthcare, 40% broad mix of business types.
- ❖ 68% employment.
- ❖ 88% employee benefit eligible.
 - 35% take employee benefits, usually at 5 years.
 - Benefits alone save roughly 1 million dollars over a lifetime.
 - Family involvement curriculum to drive familial change in attitude.

Contact Project SEARCH

Project SEARCH: www.projectsearch.us

Contact Erin Riehle at Erin.Riehle@cchmc.org

Which Employers in Your State Must Meet 503 Rules (Hire PwDs)?

❖ Top contractors:

- Lockheed Martin Corp.
- American Auto Logistics LP
- ITT Corp.
- SAIC INC.
- Computer Science Corp.

For the complete list see the [fed spending website](#)

http://www.fedspending.org/fpds/fpds.php?stateCode=NJ&sortp=r&detail=-1&datatype=T&reptype=p&database=fpds&fiscal_year=2012&submit=GO

How to get started: Job Accommodation Network → <https://askjan.org/>

US Business Leadership Network → <http://usbln.org/>

Jobs in New Jersey

❖ Economic driver industries for New Jersey are transportation logistics and distribution, life sciences, advanced manufacturing, financial services, health care, and Tech and entrepreneurship.

<http://www.njsetc.net/njsetc/planning/>

❖ [Click here for your Workforce plan](http://www.njsetc.net/njsetc/planning/)

<http://www.njsetc.net/njsetc/planning/>

❖ [Click here for your Workforce board](http://workforceinvestmentworks.com/workforce_board_info.asp?st=NJ)

http://workforceinvestmentworks.com/workforce_board_info.asp?st=NJ

Resources

- ❖ StateData: The National Report on Employment Services and Outcomes, 2013 (data from 2012)
- ❖ 2012 Disability Status Report United States, Cornell University, 2012: www.disabilitystatistics.org
- ❖ Fedspending: www.fedspending.org
- ❖ Project SEARCH: www.projectsearch.us
- ❖ Job Accommodation Network: <https://askjan.org/>
- ❖ State Vocational Rehabilitation Agency: http://wdcrobcolp01.ed.gov/Programs/EROD/org_list.cfm?category_cd=SVR
- ❖ RespectAbilityUSA: www.respectabilityusa.org

Let Us Know If We Can Help!

We have many resources for policy makers and employers on our website and are ready to help!

RespectAbilityUSA

4340 East-West Hwy, Suite 1100

Bethesda, MD 20814

www.RespectAbilityUSA.org

Cell: (202) 365 – 0787

Jennifer Laszlo Mizrahi

President

JenniferM@RespectAbilityUSA.org