



RESPECTABILITY

ND and Jobs for PwDs

Jennifer Laszlo Mizrahi, President

www.RespectAbilityUSA.org

North Dakota



Gov. Jack Dalrymple
(R)

- ❖ 83.1% of persons without disabilities aged 18 to 64 are employed.³
- ❖ 52.8% of PwDs aged 18 to 64 are employed.³
- ❖ 75,202 persons in ND have a disability.¹
- ❖ 2,600 persons aged 16 to 20 have a disability.¹
- ❖ 34,800 persons aged 21 to 64 have a disability.¹
- ❖ 4,700 PwDs aged 18 to 64 receive benefits.¹
- ❖ Voc. Rehab. received 1,521 applicants in ND in 2012.³
- ❖ Voc. Rehab. obtained 708 jobs for PwDs in ND in 2012.³
- ❖ In 2012, ND's total expenditure on SSDI benefits was \$200,604,000.³

1. 2012 Disability Status Report: New York, disabilitystatistics.org
2. StateData: The National Report on Employment Services and Outcomes, 2013
3. [Annual Disability Statistics Compendium](#)

North Dakota Data

		People with Disabilities (%)		People without Disabilities (%)	
		2012	2013	2012	2013
Poverty ¹	US	29.2	28.7	13.6	13.6
	ND	24.8	24.6	9.5	11.2
Smoking ¹	US	26.0	25.4	16.9	16.2
	ND	26.7	25.8	20.2	20.2
Obesity ¹	US	39.1	40.1	24.5	25.0
	ND	40.9	45.5	26.9	27.5
Employment ¹	US	32.7	33.9	73.6	74.2
	ND	51.6	52.8	83.3	83.1

1. [Annual Disability Statistics Compendium](#). Pg 53, 54, 72, 73, 29

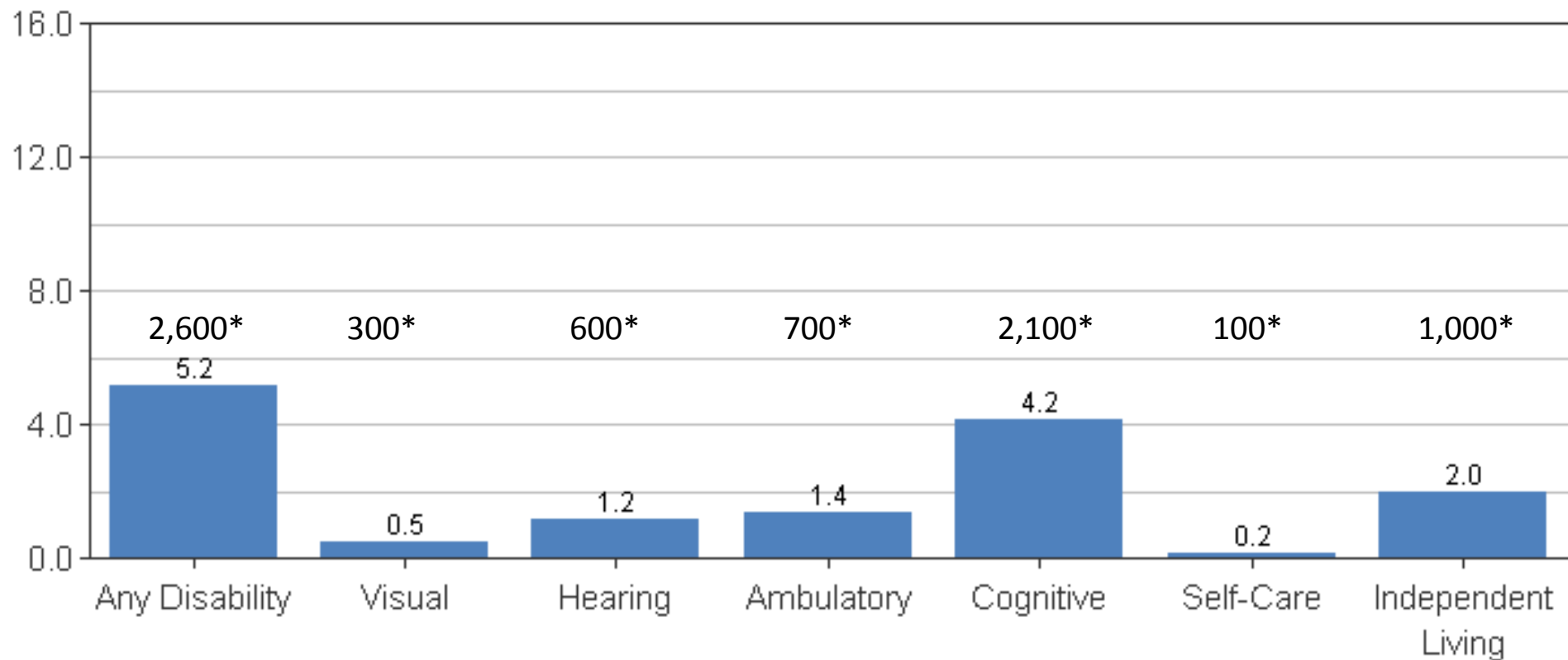
ND Ages 6 To 21 Served Under IDEA

	2011	2012
All Disabilities	11,302	11,430
Specific Learning Disability	4,019	4,149
Speech or Language Impairment	2,392	2,255
Intellectual Disability	748	759
Emotional Disturbance	804	788
Multiple Disability	Omitted	0
Hearing Impairment	94	103
Orthopedic Impairment	90	83
Other Health Impairment	1,662	1,702
Visual Impairment	Omitted	47
Autism	652	709
Deaf Blindness	Omitted	2
Traumatic Brain Injury	54	52
Developmental Delay	736	781

Source: [Annual Disability Statistics Compendium](#)

Prevalence of Disability Among Non-Institutionalized People Ages 16 to 20 in North Dakota in 2012

Prevalence Rates: Age 16 to 20 years (%)

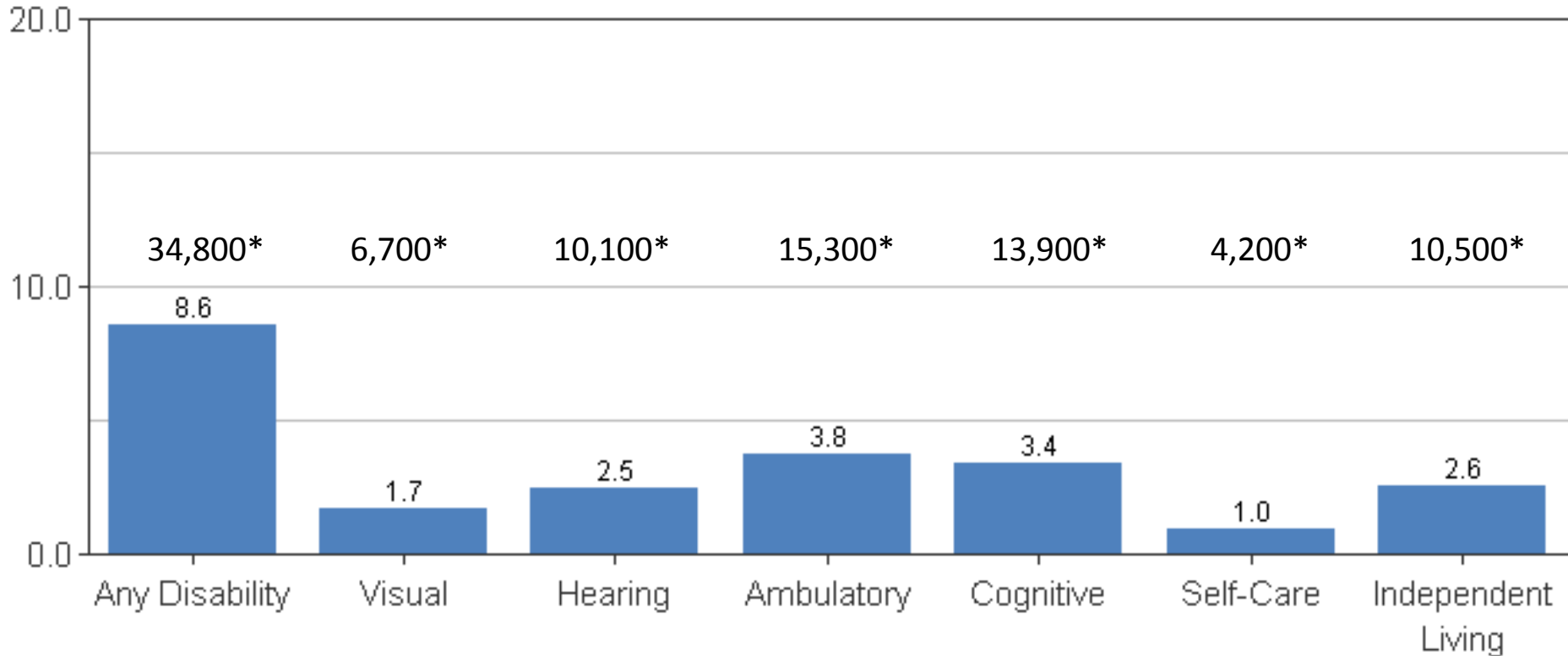


*Total numbers reported

Source: [Cornell University](#)

Prevalence of Disability Among Non-Institutionalized People Ages 21 to 64 in North Dakota in 2012

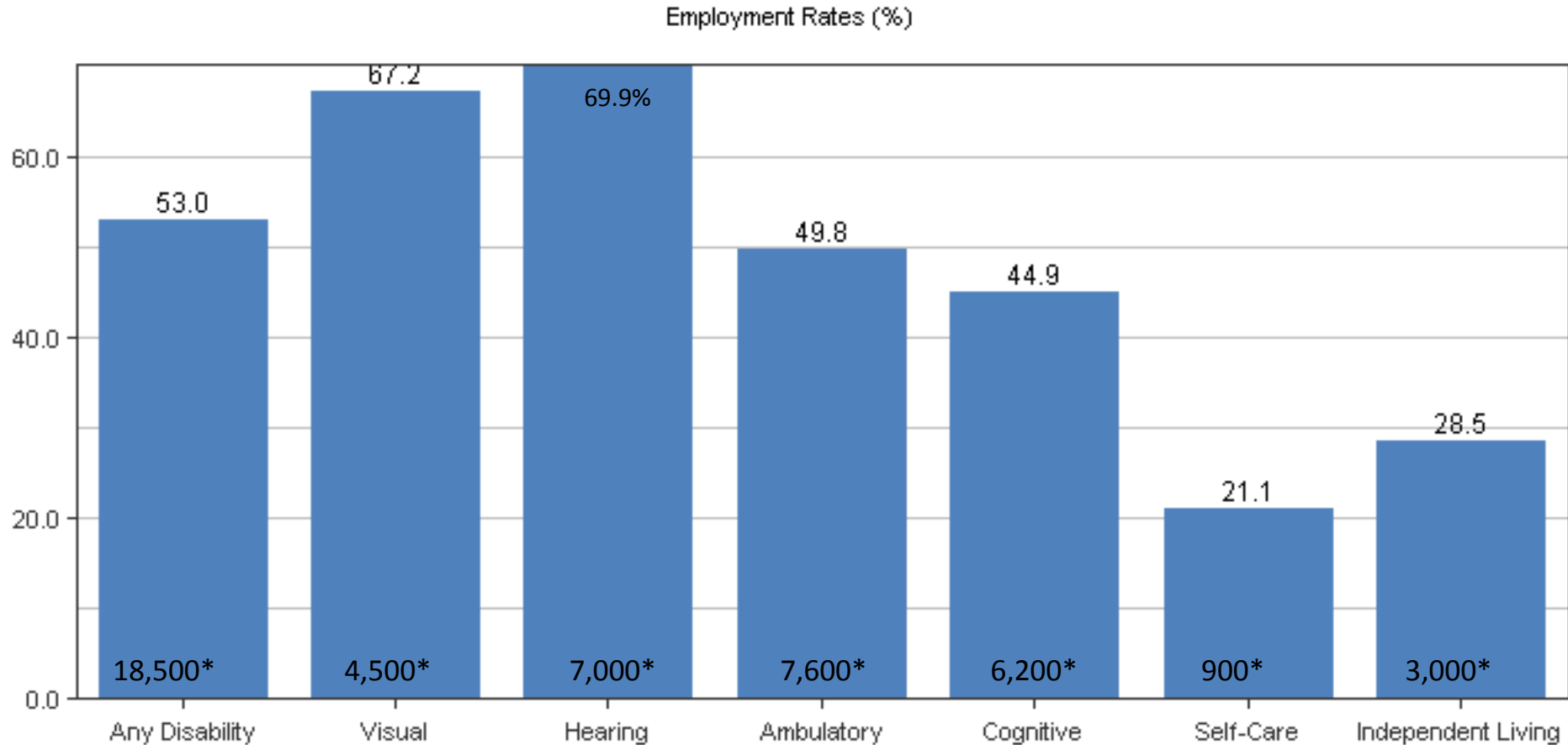
Prevalence Rates: Age 21 to 64 years (%)



*Total numbers reported

Source: [Cornell University](#)

Employment of Non-Institutionalized Working-Age People (Ages 21 to 64) by Disability Status in North Dakota in 2012



*Total numbers reported

Source: [Cornell University](#)

Project SEARCH: Program Description

- ❖ One school year or 9 months.
- ❖ 10 – 12 young adults with a variety of intellectual and developmental disabilities.
- ❖ Instructor and job coaches.
- ❖ Immersed in host business culture.
- ❖ Rotations through unpaid internships with continual feedback.
- ❖ Outcome of employment in the community.

Project SEARCH: HUGE \$ SAVER!

The Project SEARCH
Definition of a Successful
Outcome:

- ❖ Competitive employment in an integrated setting.
- ❖ Year-round work.
- ❖ 16 hours per week or more.
- ❖ Minimum wage or higher.

- ❖ 273 programs in 44 states.
- ❖ 2500 young people per year.
- ❖ 60% healthcare, 40% broad mix of business types.
- ❖ 68% employment.
- ❖ 88% employee benefit eligible.
 - 35% take employee benefits, usually at 5 years.
 - Benefits alone save roughly 1 million dollars over a lifetime.
 - Family involvement curriculum to drive familial change in attitude.

Contact Project SEARCH

Project SEARCH: www.projectsearch.us

Contact Erin Riehle at Erin.Riehle@cchmc.org

Which Employers in Your State Must Meet 503 Rules (Hire PwDs)?

❖ Top contractors:

- Noridian Mutual Insurance Company
- Tesoro Corp.
- Record Steel and Construction INC.
- The Veritas Capital Fund II L.P.
- United Pulse Trading INC.

For the complete list see the [fed spending website](#)

http://www.fedspending.org/fpds/fpds.php?reptype=p&detail=-1&fiscal_year=2011&sortby=f&database=fpds&datatype=T&stateCode=ND

- Complete federal lists of 2006-2013 → [Federal Procurement Data System website](#)

https://www.fpds.gov/fpdsng_cms/index.php/en/reports/62-top-100-contractors-report3.html

- How to get started: Job Accommodation Network → <https://askjan.org/>

US Business Leadership Network → <http://usbln.org/>

Jobs in North Dakota

- ❖ **Five targeted growth industries for [ND jobs](#):** Technology-based business, value-added agriculture, tourism, energy and advanced manufacturing.

ND “regularly has the lowest unemployment rate in the nation” and its growing energy industry has necessitated addressing workforce related issues (i.e. available workers, housing, and childcare)

http://workforceinvestmentworks.com/workforce_board_info.asp?st=ND

- ❖ ND’s [strategic plan](#) for workforce development

<http://www.workforce.nd.gov/workforce/StrategicPlanforWorkforceDevelopment/>

- ❖ ND’s workforce development board [site](#)

<http://www.workforce.nd.gov/about/>

Resources

- ❖ StateData: The National Report on Employment Services and Outcomes, 2013 (data from 2012)
- ❖ 2012 Disability Status Report United States, Cornell University, 2012: www.disabilitystatistics.org
- ❖ Fedspending: www.fedspending.org
- ❖ Project SEARCH: www.projectsearch.us
- ❖ Job Accommodation Network: <https://askjan.org/>
- ❖ State Vocational Rehabilitation Agency: http://wdcrobcolp01.ed.gov/Programs/EROD/org_list.cfm?category_cd=SVR
- ❖ RespectAbilityUSA: www.respectabilityusa.org

Let Us Know If We Can Help!

We have many resources for policy makers and employers on our website and are ready to help!

RespectAbilityUSA

4340 East-West Hwy, Suite 1100

Bethesda, MD 20814

www.RespectAbilityUSA.org

Cell: (202) 365 – 0787

Jennifer Laszlo Mizrahi

President

JenniferM@RespectAbilityUSA.org