



# RESPECTABILITY

## Oregon and Jobs for PwDs

Jennifer Laszlo Mizrahi, President

[www.RespectAbilityUSA.org](http://www.RespectAbilityUSA.org)

# Oregon



Gov. John Kitzhaber, (D)

- ❖ 73.9% of persons without disabilities aged 18 to 64 are employed.<sup>3</sup>
- ❖ 35.2% of PwDs aged 18 to 64 are employed.<sup>3</sup>
- ❖ 571,982 people with a disability live in OR.<sup>3</sup>
- ❖ 14,000 persons aged 16 to 20 have a disability.<sup>1</sup>
- ❖ 274,900 persons aged 21 to 64 have a disability.<sup>1</sup>
- ❖ 42,700 PwDs aged 18 to 64 receive benefits.<sup>1</sup>
- ❖ Voc. Rehab. received 7,624 general applicants and 201 blind applicants in OR in 2012.<sup>3</sup>
- ❖ Voc. Rehab. obtained 2,133 jobs for PwDs in OR in 2012.<sup>3</sup>
- ❖ In 2012, OR's total expenditure on SSDI benefits was \$1,562,076,000.<sup>3</sup>

1. 2012 Disability Status Report: New York, [disabilitystatistics.org](http://disabilitystatistics.org)
2. StateData: The National Report on Employment Services and Outcomes, 2013
3. [Annual Disability Statistics Compendium](#)

# Oregon Data

		People with Disabilities (%)		People without Disabilities (%)	
		2012	2013	2012	2013
Poverty <sup>1</sup>	US	29.2	28.7	13.6	13.6
	OR	31.8	30.7	15.6	14.8
Smoking <sup>1</sup>	US	26.0	25.4	16.9	16.2
	OR	27.2	25.6	14.3	14.8
Obesity <sup>1</sup>	US	39.1	40.1	24.5	25.0
	OR	37.8	36.9	23.6	22.9
Employment <sup>1</sup>	US	32.7	33.9	73.6	74.2
	OR	34.3	35.2	72.1	73.9

1. [Annual Disability Statistics Compendium](#). Pg 53, 54, 72, 73, 29

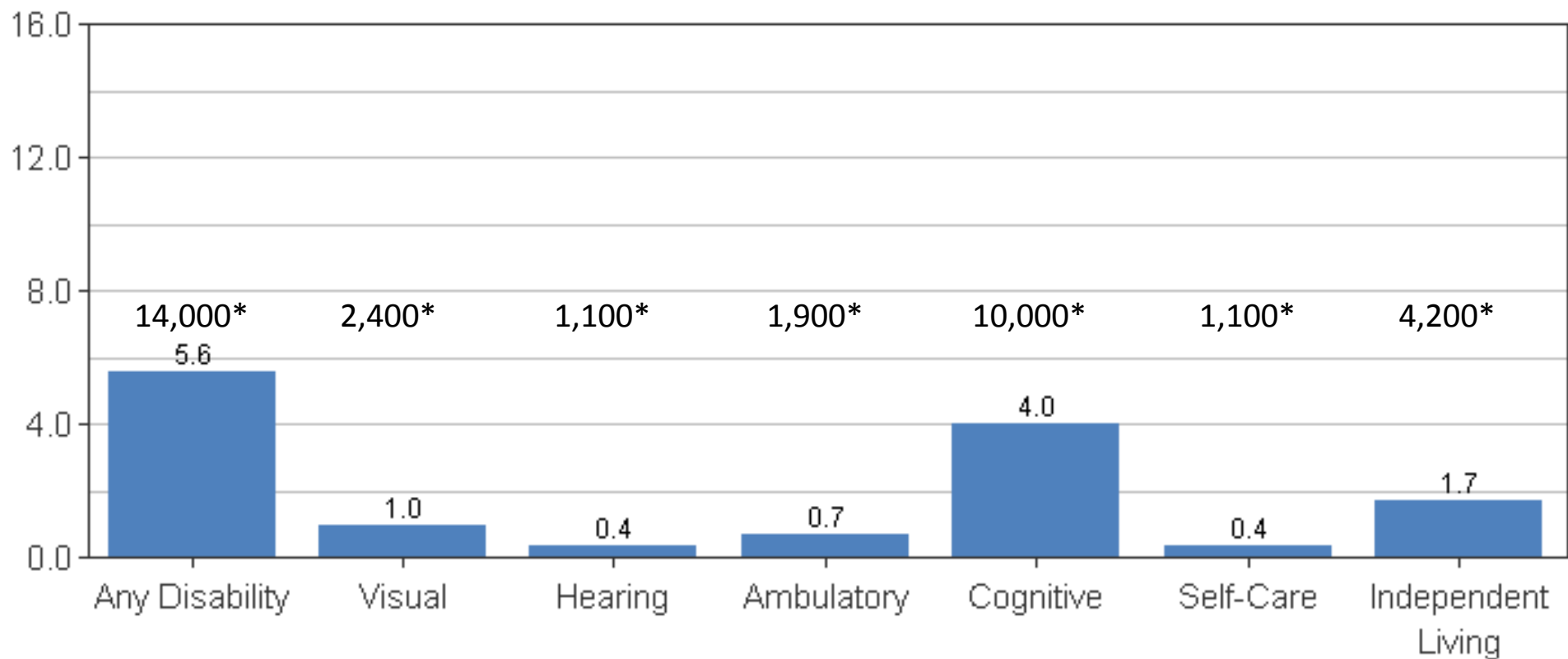
# Ages 6 to 21 IEPs by Category OR

	2011	2012
<b>All Disabilities</b>	71,805	72,131
Specific Learning Disability	27,087	26,897
Speech or Language Impairment	16,206	15,983
Intellectual Disability	3,830	3,847
Emotional Disturbance	4,567	4,524
Multiple Disability	--	0
Hearing Impairment	810	810
Orthopedic Impairment	738	705
Other Health Impairment	10,356	10,956
Visual Impairment	313	300
Autism	7,618	7,888
Deaf-Blindness	12	10
Traumatic Brain Injury	268	256
Developmental Delay	--	0

Source: [Annual Disability Statistics Compendium](#)

# Prevalence of Disability Among Non-Institutionalized People Ages 16 to 20 in Oregon in 2012

Prevalence Rates: Age 16 to 20 years (%)

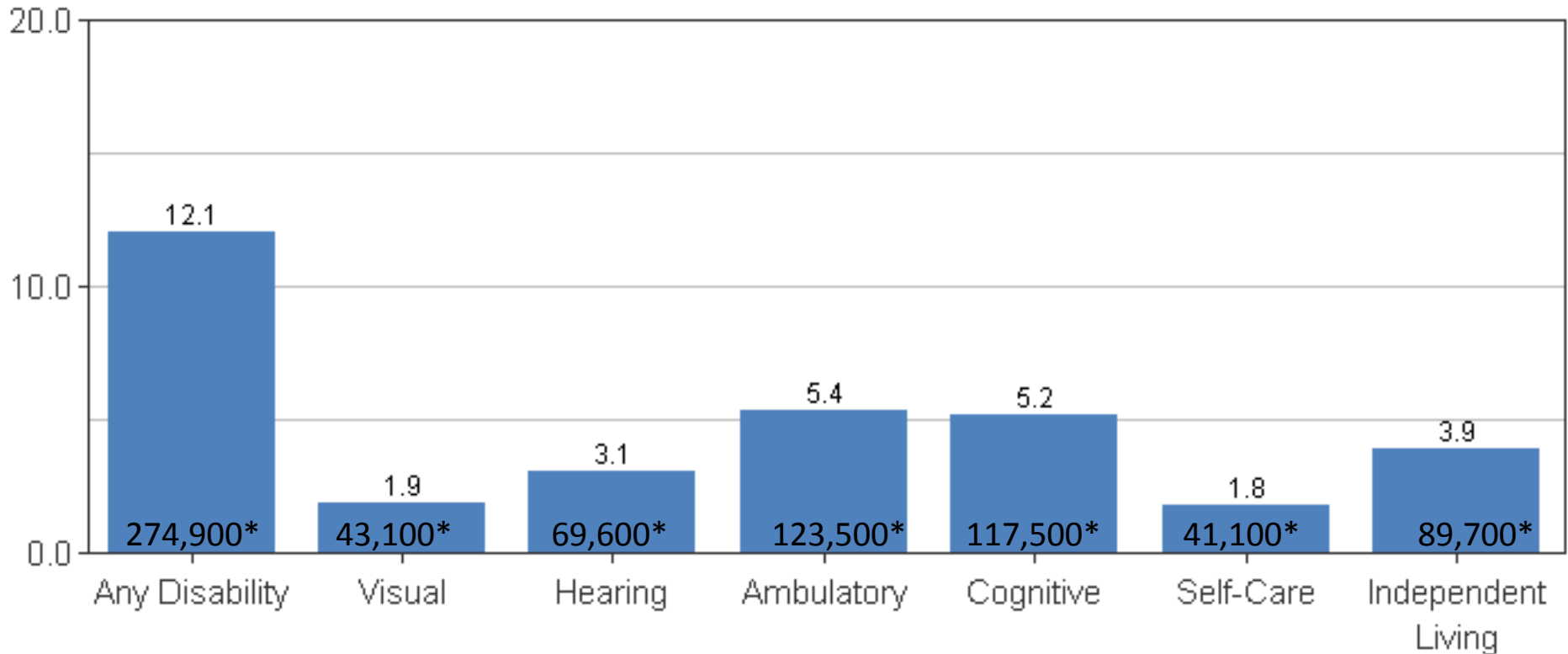


\*Total numbers reported

Source: [Cornell University](#)

# Prevalence of Disability Among Non-Institutionalized People Ages 21 to 64 in Oregon in 2012

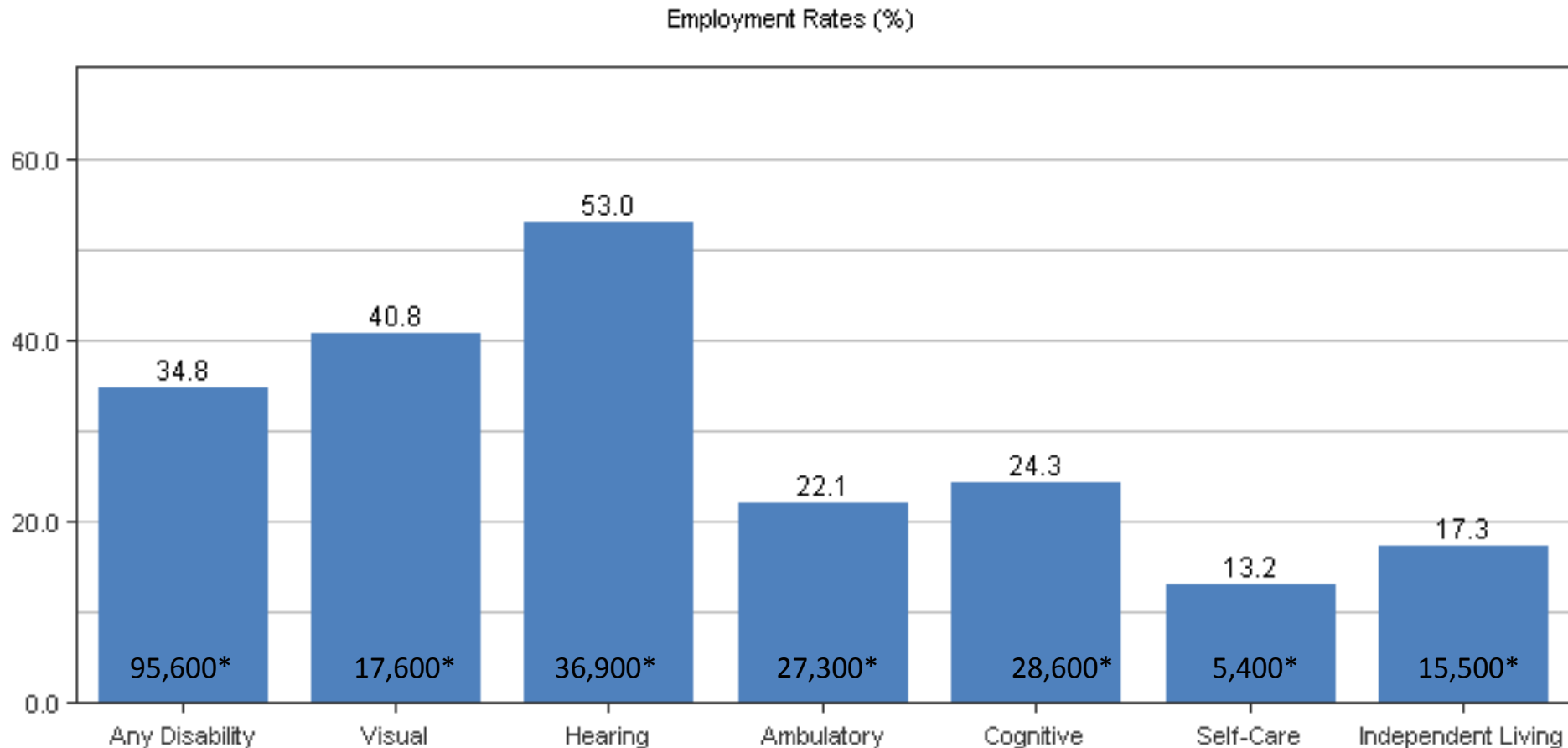
Prevalence Rates: Age 21 to 64 years (%)



\*Total numbers reported

Source: [Cornell University](#)

# Employment of Non-Institutionalized Working-Age People (Ages 21 to 64) by Disability Status in Oregon in 2012



\*Total numbers reported

Source: [Cornell University](#)

# Oregon Project SEARCH Sites

- ❖ Oregon Health & Science University (OHSU),  
Portland
- ❖ Providence Portland Medical Center, Portland

Project SEARCH: [www.projectsearch.us](http://www.projectsearch.us)

Contact Erin Riehle at [Erin.Riehle@cchmc.org](mailto:Erin.Riehle@cchmc.org)



# Which Employers in Your State Must Meet 503 Rules (Hire PwDs)?

## ❖ Top contractors:

- URS Corp
- Vigor Industrial LLC
- Flir Systems Inc.
- Kalama Export Company LLC
- Marubeni Corp

-Complete list → [Fedspending website](#)

[http://www.fedspending.org/fpds/fpds.php?reptype=p&detail=-1&fiscal\\_year=2011&sortby=f&database=fpds&datatype=T&stateCode=OR](http://www.fedspending.org/fpds/fpds.php?reptype=p&detail=-1&fiscal_year=2011&sortby=f&database=fpds&datatype=T&stateCode=OR)

- Complete federal lists of 2006-2013 → [Federal Procurement Data System website](#)

[https://www.fpds.gov/fpdsng\\_cms/index.php/en/reports/62-top-100-contractors-report3.html](https://www.fpds.gov/fpdsng_cms/index.php/en/reports/62-top-100-contractors-report3.html)

- How to get started: Job Accommodation Network → <https://askjan.org/>

US Business Leadership Network → <http://usbln.org/>

# Jobs in Oregon

## ❖ Top five [employers in OR](#):<sup>1</sup>

- Food services, administrative/support services, ambulatory health care services, hospitals, nursing and residential care facilities.

<http://bluebook.state.or.us/facts/economy/employment.htm>

## ❖ OR [strategic plan](#) 2012-2022<sup>2</sup>

[http://www.oregon.gov/gov/skilled\\_workforce/Pages/Vision%20and%20Strategic%20Plan.aspx](http://www.oregon.gov/gov/skilled_workforce/Pages/Vision%20and%20Strategic%20Plan.aspx)

## ❖ Workforce Investment Board [site](#)<sup>3</sup>

[http://www.oregon.gov/gov/skilled\\_workforce/Pages/MeetourBoardMembers.aspx](http://www.oregon.gov/gov/skilled_workforce/Pages/MeetourBoardMembers.aspx)

# Resources

- ❖ StateData: The National Report on Employment Services and Outcomes, 2013 (data from 2012)
- ❖ 2012 Disability Status Report United States, Cornell University, 2012: [www.disabilitystatistics.org](http://www.disabilitystatistics.org)
- ❖ Fedspending: [www.fedspending.org](http://www.fedspending.org)
- ❖ Project SEARCH: [www.projectsearch.us](http://www.projectsearch.us)
- ❖ Job Accommodation Network: <https://askjan.org/>
- ❖ State Vocational Rehabilitation Agency: [http://wdcrobcolp01.ed.gov/Programs/EROD/org\\_list.cfm?category\\_cd=SVR](http://wdcrobcolp01.ed.gov/Programs/EROD/org_list.cfm?category_cd=SVR)
- ❖ RespectAbilityUSA: [www.respectabilityusa.org](http://www.respectabilityusa.org)

# Let Us Know If We Can Help!

**We have many resources for policy makers and employers on our website and are ready to help!**

**RespectAbilityUSA**

**4340 East-West Hwy, Suite 1100**

**Bethesda, MD 20814**

**[www.RespectAbilityUSA.org](http://www.RespectAbilityUSA.org)**

**Cell: (202) 365 – 0787**

**Jennifer Laszlo Mizrahi**

**President**

**JenniferM@RespectAbilityUSA.org**