



RESPECTABILITY

PA and Jobs for PwDs

Jennifer Laszlo Mizrahi, President

www.RespectAbilityUSA.org

Pennsylvania



Gov. Tom Wolf (D)

- ❖ 75.6% of persons without disabilities aged 18 to 64 are employed.³
- ❖ 33.9% of PwDs aged 18 to 64 are employed.³
- ❖ 59,000 persons aged 16 to 20 have a disability.¹
- ❖ 831,700 persons aged 21 to 64 have a disability.¹
- ❖ 1,689,123 persons with disabilities live in PA.³
- ❖ The employment gap between PwDs and people without disabilities has decreased by 0.4% between 2010 and 2011.³
- ❖ 464,275 PwDs aged 18 to 64 received SSDI or SSI benefits in 2012.³
- ❖ In 2012, total expenditure on SSDI benefits for PwDs was \$6,032,160,000.³
- ❖ Voc. Rehab. received 23,729 applicants in PA in 2012.³
- ❖ Voc. Rehab. obtained 9,939 jobs for PwDs in PA in 2012.²

1. 2012 Disability Status Report:) Pennsylvania, disabilitystatistics.org
2. StateData: The National Report on Employment Services and Outcomes, 2013
3. [Annual Disability Statistics Compendium](#)

Pennsylvania

		People with Disabilities (%)		People without Disabilities (%)	
		2012	2013	2012	2013
Poverty ¹	US	29.2	28.7	13.6	13.6
	PA	28.4	28.9	11.0	11.1
Smoking ¹	US	26.0	25.4	16.9	16.2
	PA	29.8	28.8	18.9	18.7
Obesity ¹	US	39.1	40.1	24.5	25.0
	PA	39.3	43.8	26.2	26.1
Employment ¹	US	32.7	33.9	73.6	74.2
	PA	33.0	33.9	75.1	75.6

1. [Annual Disability Statistics Compendium](#). Pg 53, 54, 72, 73, 29

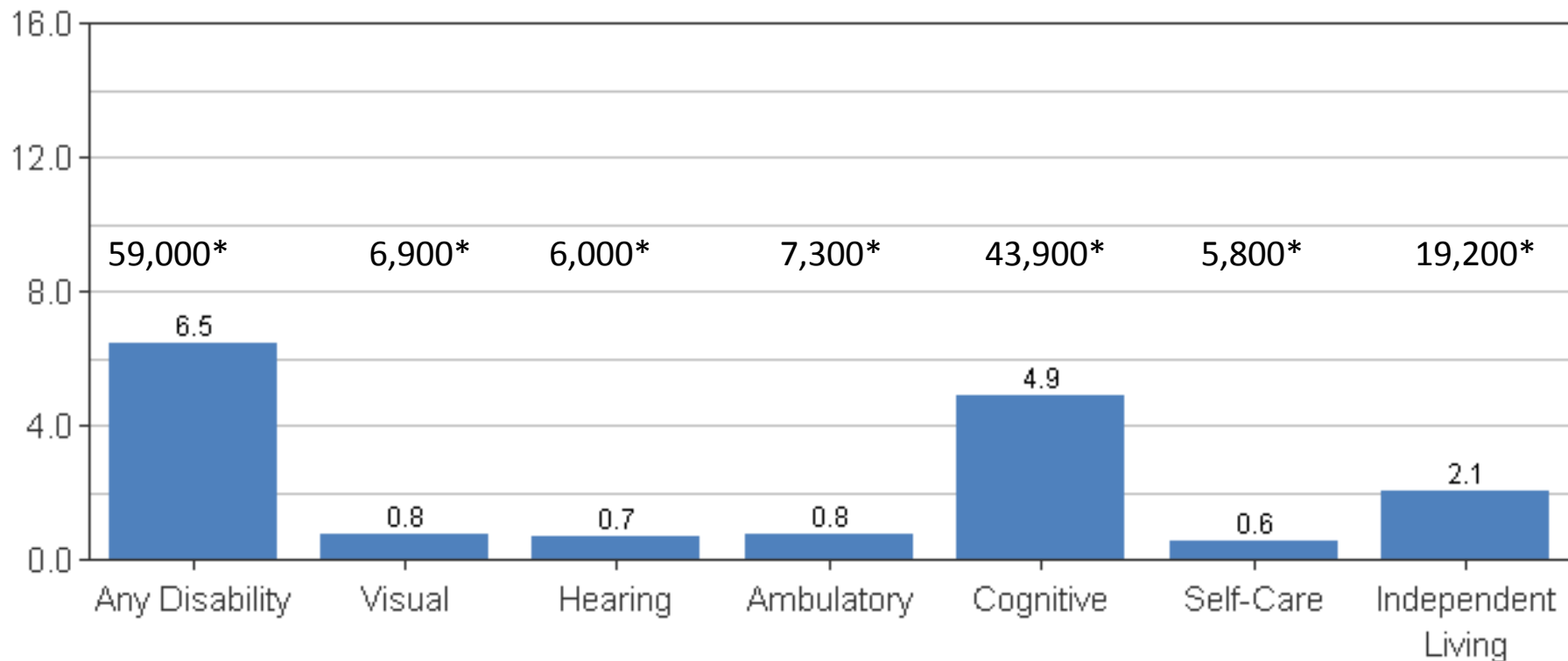
PA Ages 6 to 21 Served Under IDEA

	2011	2012
All Disabilities	262,241	262,461
Specific Learning Disability	125,624	121,646
Speech or Language Impairment	39,517	39,068
Intellectual Disability	18,702	18,794
Emotional Disturbance	23,068	22,858
Multiple Disability	2,896	2,868
Hearing Impairment	2,621	2,720
Orthopedic Impairment	739	724
Other Health Impairment	26,772	29,692
Visual Impairment	1,082	1,101
Autism	20,372	22,117
Deaf Blindness	74	89
Traumatic Brain Injury	678	655
Developmental Delay	96	129

Source: [Annual Disability Statistics Compendium](#)

Prevalence of Disability Among Non-Institutionalized People Ages 16 to 20 in Pennsylvania in 2012

Prevalence Rates: Age 16 to 20 years (%)

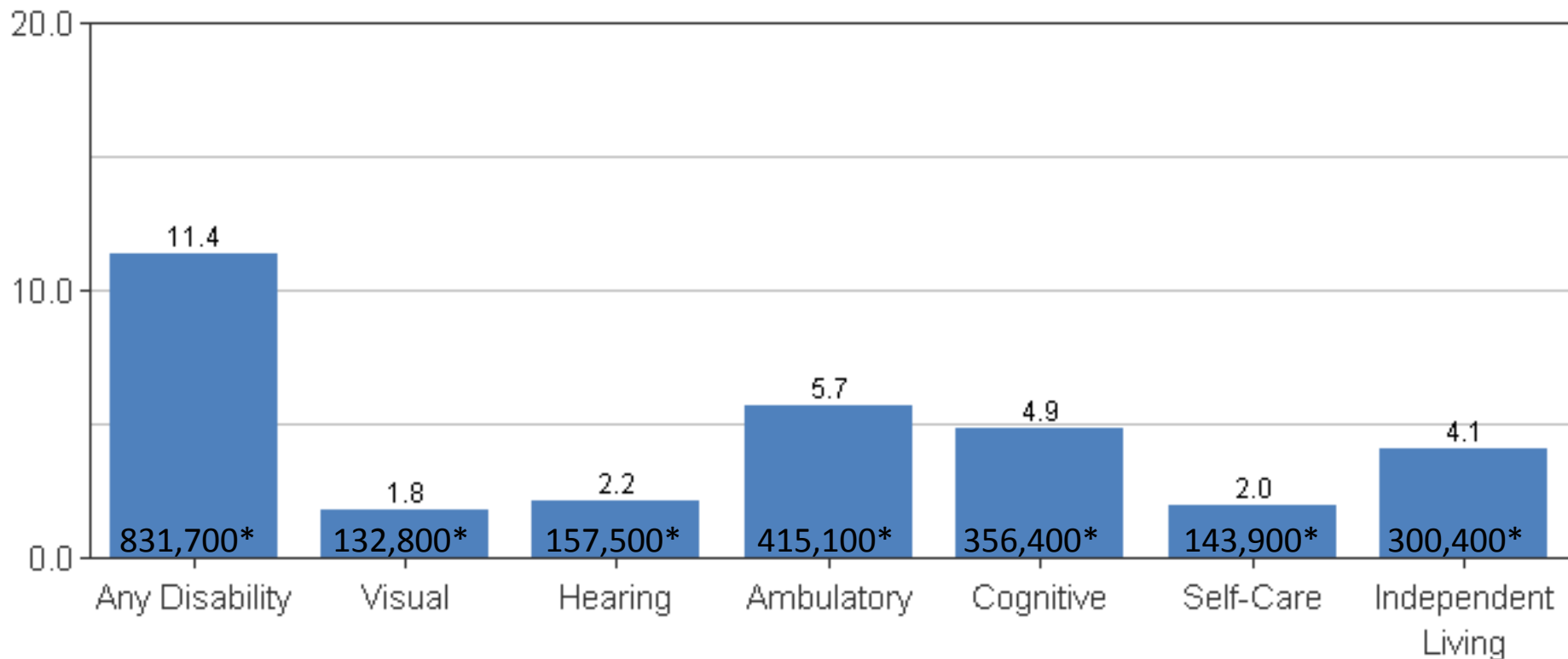


*Total numbers reported

Source: [Cornell University](#)

Prevalence of Disability Among Non-Institutionalized People Ages 21 to 64 in Pennsylvania in 2012

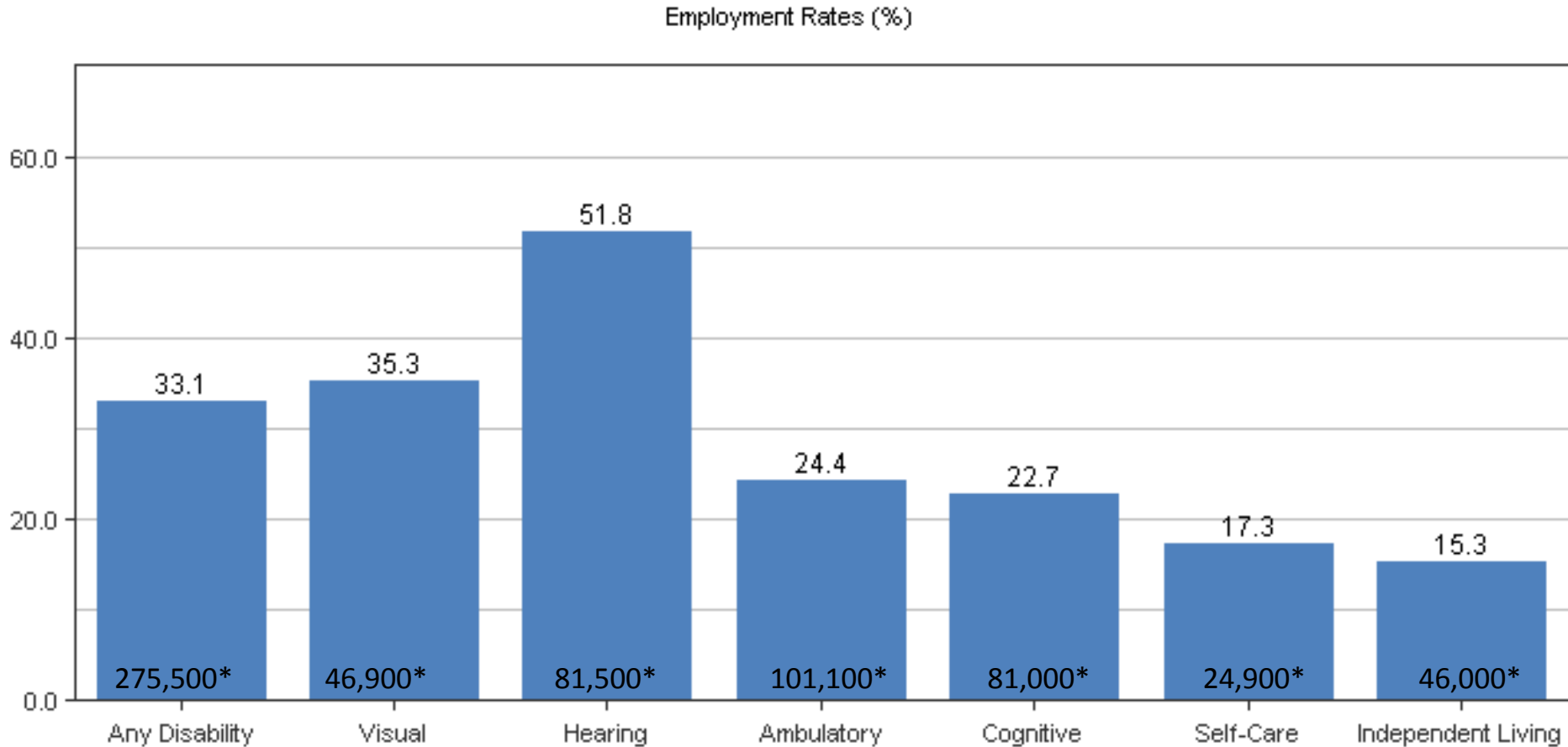
Prevalence Rates: Age 21 to 64 years (%)



*Total numbers reported

Source: [Cornell University](#)

Employment of Non-Institutionalized Working-Age People (Ages 21 to 64) by Disability Status in Pennsylvania in 2012



*Total numbers reported

Source: [Cornell University](#)

PA Project SEARCH Sites

- ❖ Bryn Mawr Rehab Hospital, Malvern
- ❖ DeKa-East Penn Manufacturing Company, Inc., Lyon Station
- ❖ Good Shepherd Rehabilitation Network, Allentown
- ❖ Lancaster General Health, Lancaster
- ❖ Lehigh County, Allentown
- ❖ Phoenixville Hospital, Phoenixville
- ❖ UPMC Mercy Hospital, Pittsburgh
- ❖ UPMC NW, Seneca
- ❖ UPMC Passavant, Pittsburgh
- ❖ VA Medical Center (121), Lebanon
- ❖ WellSpan Health/York Hospital, York

Project SEARCH: www.projectsearch.us

Contact Erin Riehle at Erin.Riehle@cchmc.org

Which Employers in Your State Must Meet 503 Rules (Hire PwDs)?

❖ Top contractors:

- Bechtel Group INC.
- The Boeing Company
- Merck & Co INC.
- Amerisourcebergen Corp.
- Pfizer INC.

-Complete list → [fed spending website](#)

http://www.fedspending.org/fpds/fpds.php?stateCode=PA&sortp=r&detail=-1&datatype=T&reptype=p&database=fpds&fiscal_year=2012&submit=GO

- Complete federal lists of 2006-2013 → [Federal Procurement Data System website](#)

https://www.fpds.gov/fpdsng_cms/index.php/en/reports/62-top-100-contractors-report3.html

- How to get started: Job Accommodation Network → <https://askjan.org/>

US Business Leadership Network → <http://usbln.org/>

Jobs in Pennsylvania

- ❖ Pennsylvania's Education & Health Services, Leisure & Hospitality industry and Professional & Business Services sectors will account for nearly 90% of all annual employment growth through 2018. The Health Care & Social Assistance industries are expected to dominate job growth.

http://workforceinvestmentworks.com/workforce_board_info.asp?st=PA

- ❖ Workforce Investment [Plan](#)

http://www.portal.state.pa.us/portal/server.pt/community/workforce_professionals/12909/strategic_state_workforce_investment_plan/575504

- ❖ Workforce investment [board](#) http://workforceinvestmentworks.com/workforce_board_info.asp?st=PA

Resources

- ❖ StateData: The National Report on Employment Services and Outcomes, 2013 (data from 2012)
- ❖ 2012 Disability Status Report United States, Cornell University, 2012: www.disabilitystatistics.org
- ❖ Fedspending: www.fedspending.org
- ❖ Project SEARCH: www.projectsearch.us
- ❖ Job Accommodation Network: <https://askjan.org/>
- ❖ State Vocational Rehabilitation Agency: http://wdcrobcolp01.ed.gov/Programs/EROD/org_list.cfm?category_cd=SVR
- ❖ RespectAbilityUSA: www.respectabilityusa.org

Let Us Know If We Can Help!

We have many resources for policy makers and employers on our website and are ready to help!

RespectAbilityUSA

4340 East-West Hwy, Suite 1100

Bethesda, MD 20814

www.RespectAbilityUSA.org

Cell: (202) 365 – 0787

Jennifer Laszlo Mizrahi

President

JenniferM@RespectAbilityUSA.org