



RESPECTABILITY

TX and Jobs for PwDs

Jennifer Laszlo Mizrahi, President

www.RespectAbilityUSA.org

Texas



Gov. Greg Abbott (R)

- ❖ 74.7% of persons without disabilities aged 18 to 64 are employed.³
- ❖ 38.7% of PwDs aged 18 to 64 are employed.³
- ❖ 3,047,158 people in TX have a disability.³
- ❖ 107,400 persons aged 16 to 20 have a disability.¹
- ❖ 1,532,500 persons aged 21 to 64 have a disability.¹
- ❖ 277,700 PwDs aged 18 to 64 receive benefits.¹
- ❖ In 2012, TX's total expenditure on SSDI benefits was \$8,219,508,000.³
- ❖ Voc. Rehab. received 30,874 general applicants and 3,123 blind applicants in TX 2012.³
- ❖ Voc. Rehab. obtained 13,273 jobs for PwDs in TX in 2012.³

1. 2012 Disability Status Report: New York, disabilitystatistics.org
2. StateData: The National Report on Employment Services and Outcomes, 2013
3. [Annual Disability Statistics Compendium](#)

Texas

		People with Disabilities (%)		People without Disabilities (%)	
		2012	2013	2012	2013
Poverty ¹	US	29.2	28.7	13.6	13.6
	TX	26.5	26.9	14.4	14.2
Smoking ¹	US	26.0	25.4	16.9	16.2
	TX	23.3	20.8	17.0	14.8
Obesity ¹	US	39.1	40.1	24.5	25.0
	TX	40.1	43.6	26.5	28.1
Employment ¹	US	32.7	33.9	73.6	74.2
	TX	37.0	38.7	73.8	74.7

1. [Annual Disability Statistics Compendium](#). Pg 53, 54, 72, 73, 29

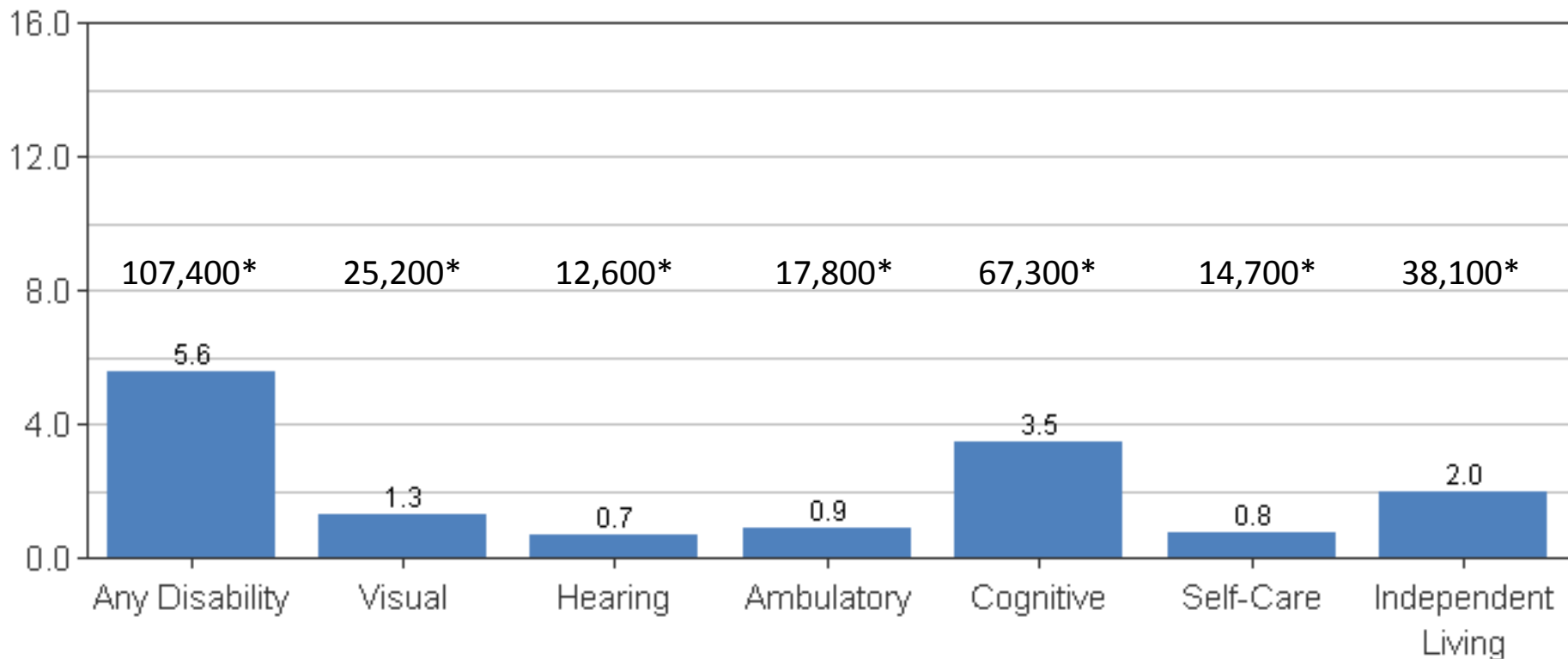
Ages 6 to 21 IEPs by Category TX

	2011	2012
All Disabilities	398,919	395,654
Specific Learning Disability	172,148	166,472
Speech or Language Impairment	62,888	61,025
Intellectual Disability	32,791	34,805
Emotional Disturbance	26,206	25,510
Multiple Disability	5,310	6,079
Hearing Impairment	6,227	6,079
Orthopedic Impairment	3,532	3,276
Other Health Impairment	52,293	52,105
Visual Impairment	3,087	3,032
Autism	33,103	36,021
Deaf Blindness	115	104
Traumatic Brain Injury	1,219	1,191
Developmental Delay	-----	0

Source: [Annual Disability Statistics Compendium](#)

Prevalence of Disability Among Non-Institutionalized People Ages 16 to 20 in Texas in 2012

Prevalence Rates: Age 16 to 20 years (%)

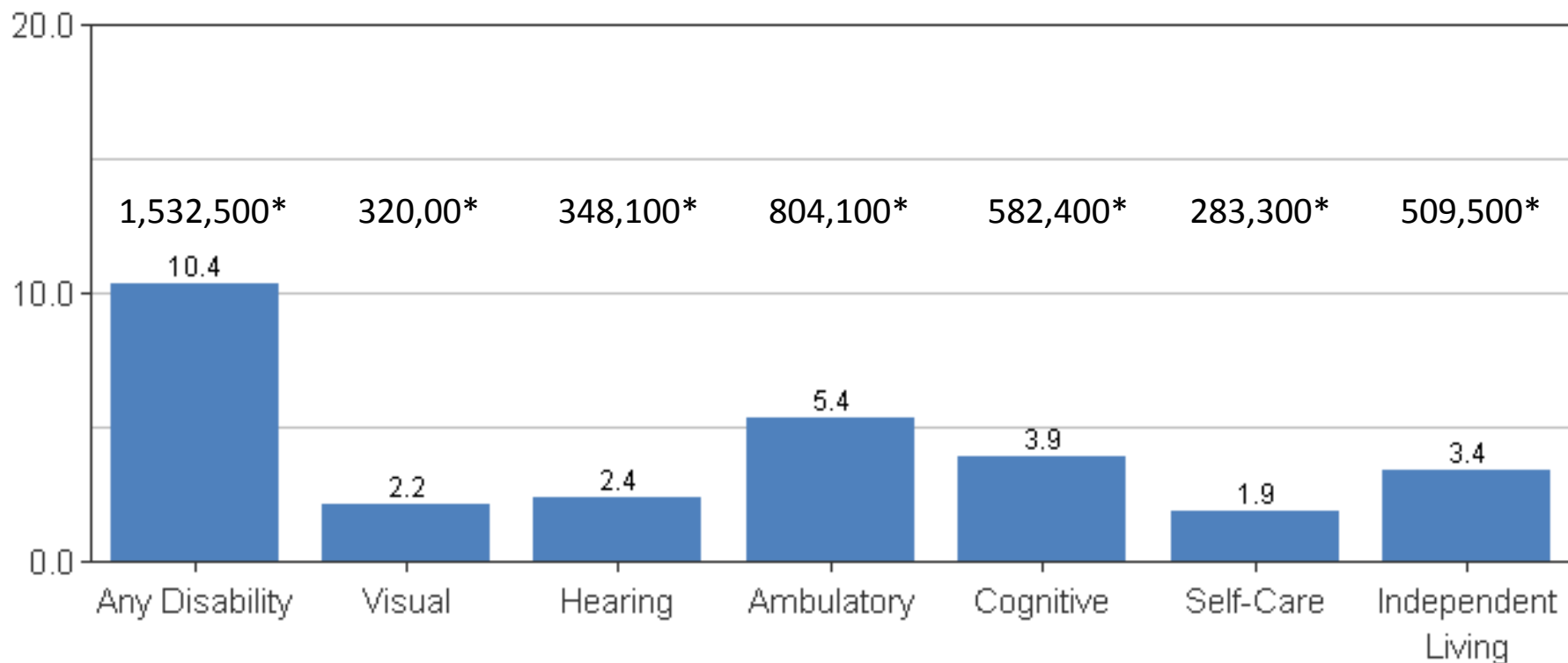


*Total numbers reported

Source: [Cornell University](#)

Prevalence of Disability Among Non-Institutionalized People Ages 21 to 64 in Texas in 2012

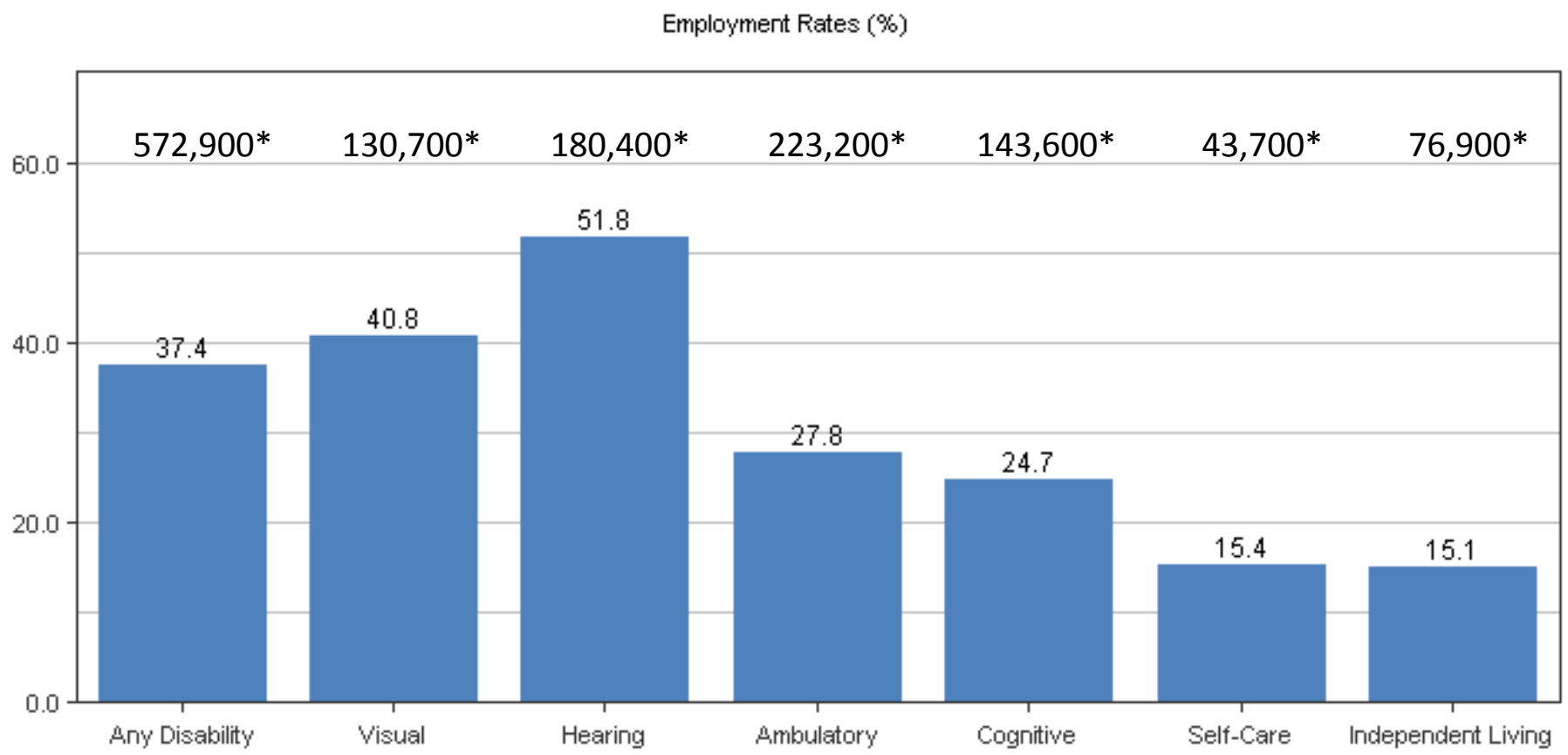
Prevalence Rates: Age 21 to 64 years (%)



*Total numbers reported

Source: [Cornell University](#)

Employment of Non-Institutionalized Working-Age People (Ages 21 to 64) by Disability Status in Texas in 2012



*Total numbers reported

Source: [Cornell University](#)

TX Project SEARCH Sites

- ❖ Atlas Copco Drilling Solutions LLC, Garland
- ❖ Medical Center of Lewisville, Lewisville
- ❖ Seton Healthcare Family/Dell Children's Medical Center of Central Texas, Austin
- ❖ Seton Medical Center Hayes, Kyle
- ❖ Seton Medical Center Williamson, Round Rock
- ❖ Texas Wesleyan University, Fort Worth
- ❖ United Healthcare, Sugar Land

Project SEARCH: www.projectsearch.us

Contact Erin Riehle at Erin.Riehle@cchmc.org

Which Employers in Your State Must Meet 503 Rules (Hire PwDs)?

❖ Top contractors:

- Lockheed Martin Corp.
- Bell Boeing Joint Project Office
- L-3 Communications Holdings INC.
- Royal Dutch Shell PLC
- Valero Energy Corp.

- Complete list → [fed spending website](#)

http://www.fedspending.org/fpds/fpds.php?stateCode=TX&sortp=r&detail=-1&datatype=T&reptype=p&database=fpds&fiscal_year=2012&submit=GO

- Complete federal lists of 2006-2013 → [Federal Procurement Data System website](#)

https://www.fpds.gov/fpdsng_cms/index.php/en/reports/62-top-100-contractors-report3.html

- How to get started: Job Accommodation Network → <https://askjan.org/>

US Business Leadership Network → <http://usbln.org/>

Jobs in Texas

Texas continues to experience a fundamental shift in the industries driving its economy and its employment. Heavy manufacturing has been replaced by advanced technologies and related advanced manufacturing. Aerospace and defense industries continue to grow. The sectors of mining, manufacturing, real estate, and finance and insurance have all seen large proportional increases in relative contribution to Texas' GSP over the last decade. In terms of employment, growth has occurred across all sectors, with greater growth in health care, accommodation and food services, professional services, and mining.

Source: [Workforce Investment Works](http://workforceinvestmentworks.com)

http://workforceinvestmentworks.com/workforce_board_info.asp?st=TX

❖ [Click for Your Workforce Development Board](http://workforceinvestmentworks.com/workforce_board_info.asp?st=TX)

http://workforceinvestmentworks.com/workforce_board_info.asp?st=TX

❖ [Click for Texas Workforce Commission - 2015-2019 Strategic Plan](http://www.twc.state.tx.us/twcinfo/stratplan/twc15-19plan.pdf)

<http://www.twc.state.tx.us/twcinfo/stratplan/twc15-19plan.pdf>

Resources

- ❖ StateData: The National Report on Employment Services and Outcomes, 2013 (data from 2012)
- ❖ 2012 Disability Status Report United States, Cornell University, 2012: www.disabilitystatistics.org
- ❖ Fedspending: www.fedspending.org
- ❖ Project SEARCH: www.projectsearch.us
- ❖ Job Accommodation Network: <https://askjan.org/>
- ❖ State Vocational Rehabilitation Agency: http://wdcrobcolp01.ed.gov/Programs/EROD/org_list.cfm?category_cd=SVR
- ❖ RespectAbilityUSA: www.respectabilityusa.org

Let Us Know If We Can Help!

We have many resources for policy makers and employers on our website and are ready to help!

RespectAbilityUSA

4340 East-West Hwy, Suite 1100

Bethesda, MD 20814

www.RespectAbilityUSA.org

Cell: (202) 365 – 0787

Jennifer Laszlo Mizrahi

President

JenniferM@RespectAbilityUSA.org