



RESPECTABILITY

VA and Jobs for PwDs

Jennifer Laszlo Mizrahi, President

www.RespectAbilityUSA.org

Virginia



Gov. Terry McAuliffe (D)

- ❖ 76.9% of persons without disabilities aged 18 to 64 are employed.³
- ❖ 36.9% of PwDs aged 18 to 64 are employed.³
- ❖ 28,300 persons aged 16 to 20 have a disability.¹
- ❖ 420,100 persons aged 21 to 64 have a disability.¹
- ❖ 907,656 civilians in VA have a disability.³
- ❖ The employment gap between PwDs and people without disabilities has decrease 0.2 percentage points between 2010 and 2011.³
- ❖ 240,741 people ages 18-64 received SSDI or SSI benefits in 2012.¹
- ❖ In 2012, total expenditure on SSDI benefits for PwDs was \$3,134,604,000.³
- ❖ Voc. Rehab. obtained 2,884 jobs for PwDs in VA in 2012.³
- ❖ Voc. Rehab. received 9,147 general applicants and 499 blind applicants in VA 2012.³

1. 2012 Disability Status Report: Virginia, disabiliystatistics.org
2. StateData: The National Report on Employment Services and Outcomes, 2013
3. [Annual Disability Statistics Compendium](#)

Virginia

		People with Disabilities (%)		People without Disabilities (%)	
		2012	2013	2012	2013
Poverty ¹	US	29.2	28.7	13.6	13.6
	VA	24.6	24.6	10.1	10.0
Smoking ¹	US	26.0	25.4	16.9	16.2
	VA	25.1	26.3	17.5	17.2
Obesity ¹	US	39.1	40.1	24.5	25.0
	VA	39.5	39.8	24.3	24.2
Employment ¹	US	32.7	33.9	73.6	74.2
	VA	36.3	36.9	76.5	76.9

1. [Annual Disability Statistics Compendium](#). Pg 53, 54, 72, 73, 29

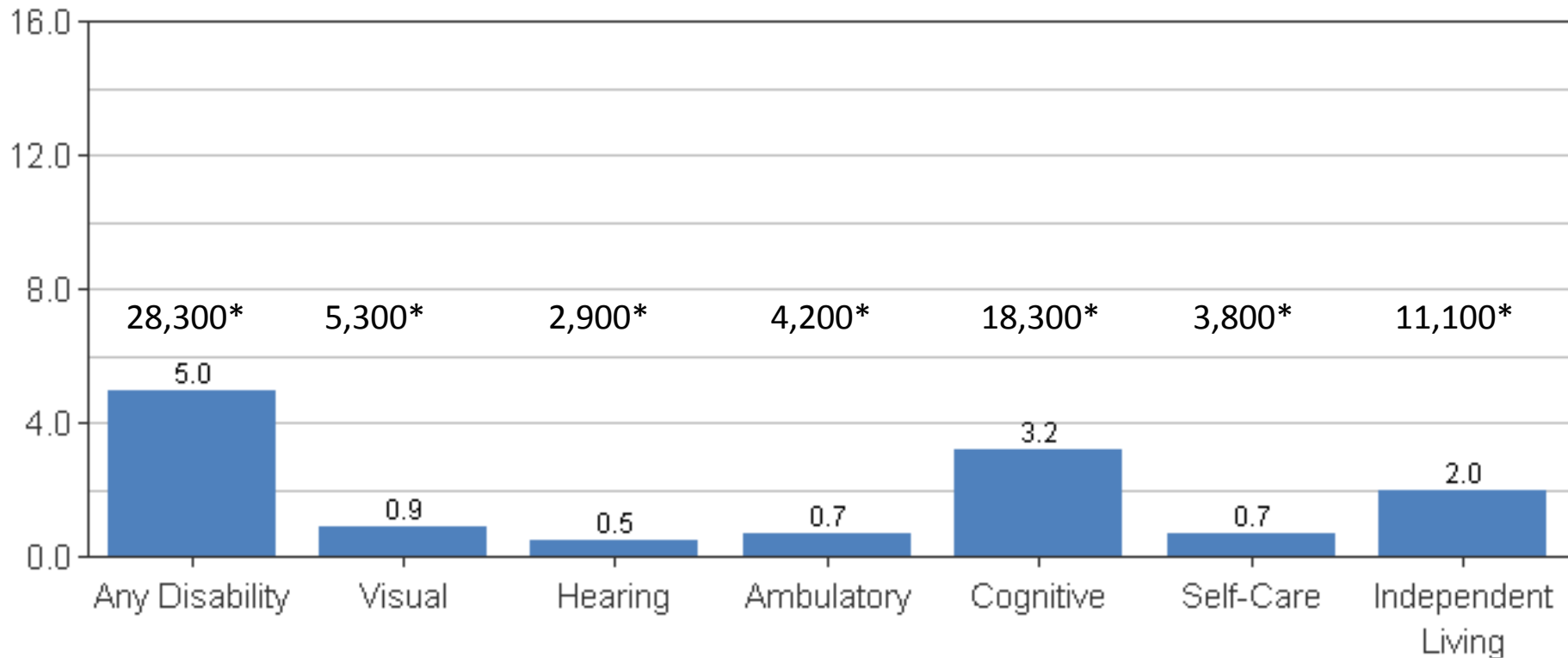
VA Ages 6 to 21 Served Under IDEA

	2011	2012
All Disabilities	144,521	144,887
Specific Learning Disability	55,517	54,739
Speech or Language Impairment	20,978	19,965
Intellectual Disability	9,547	9,261
Emotional Disturbance	9,312	9,432
Multiple Disability	3,213	3,221
Hearing Impairment	1,228	1,239
Orthopedic Impairment	737	703
Other Health Impairment	29,124	29,951
Visual Impairment	544	533
Autism	12,018	13,347
Deaf Blindness	25	28
Traumatic Brain Injury	377	370
Developmental Delay	1,901	2,098

Source: [Annual Disability Statistics Compendium](#)

Prevalence of Disability Among Non-Institutionalized People Ages 16 to 20 in Virginia in 2012

Prevalence Rates: Age 16 to 20 years (%)

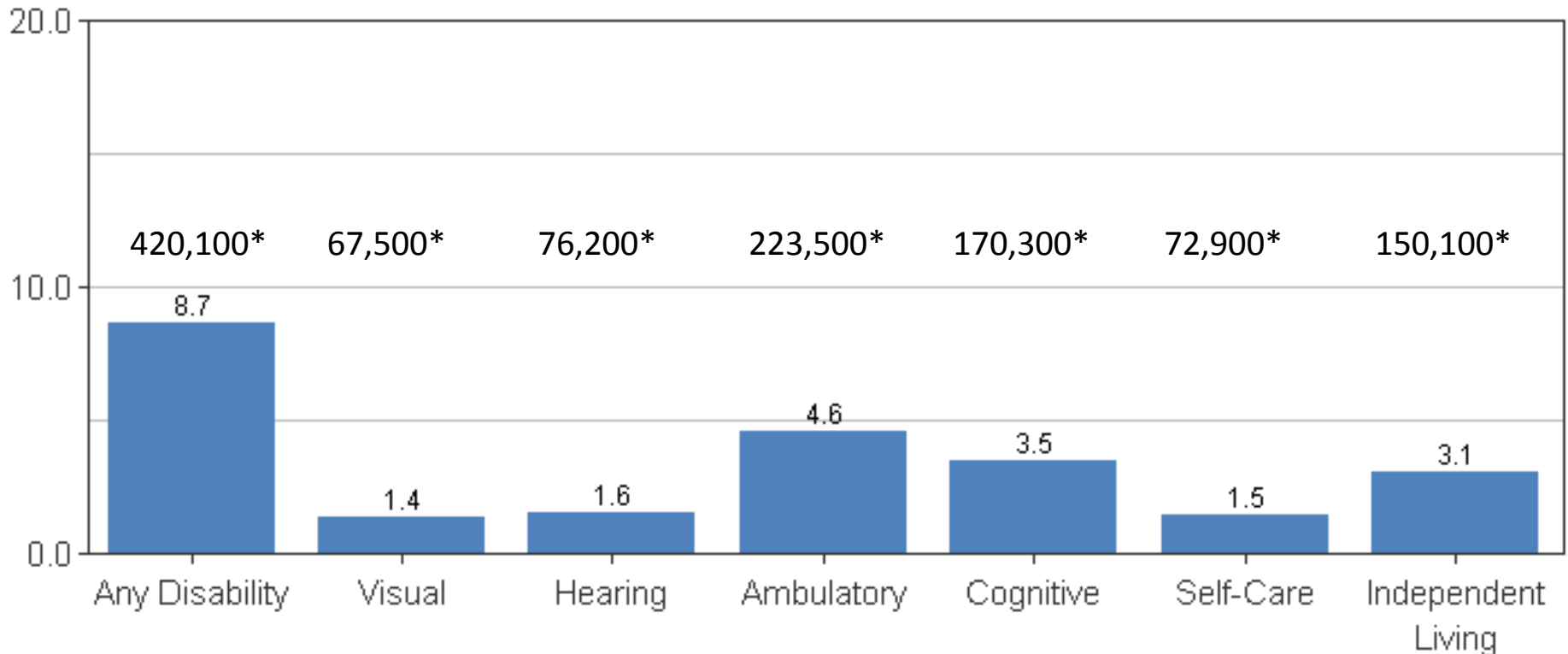


*Total numbers reported

Source: [Cornell University](#)

Prevalence of Disability Among Non-Institutionalized People Ages 21 to 64 in Virginia in 2012

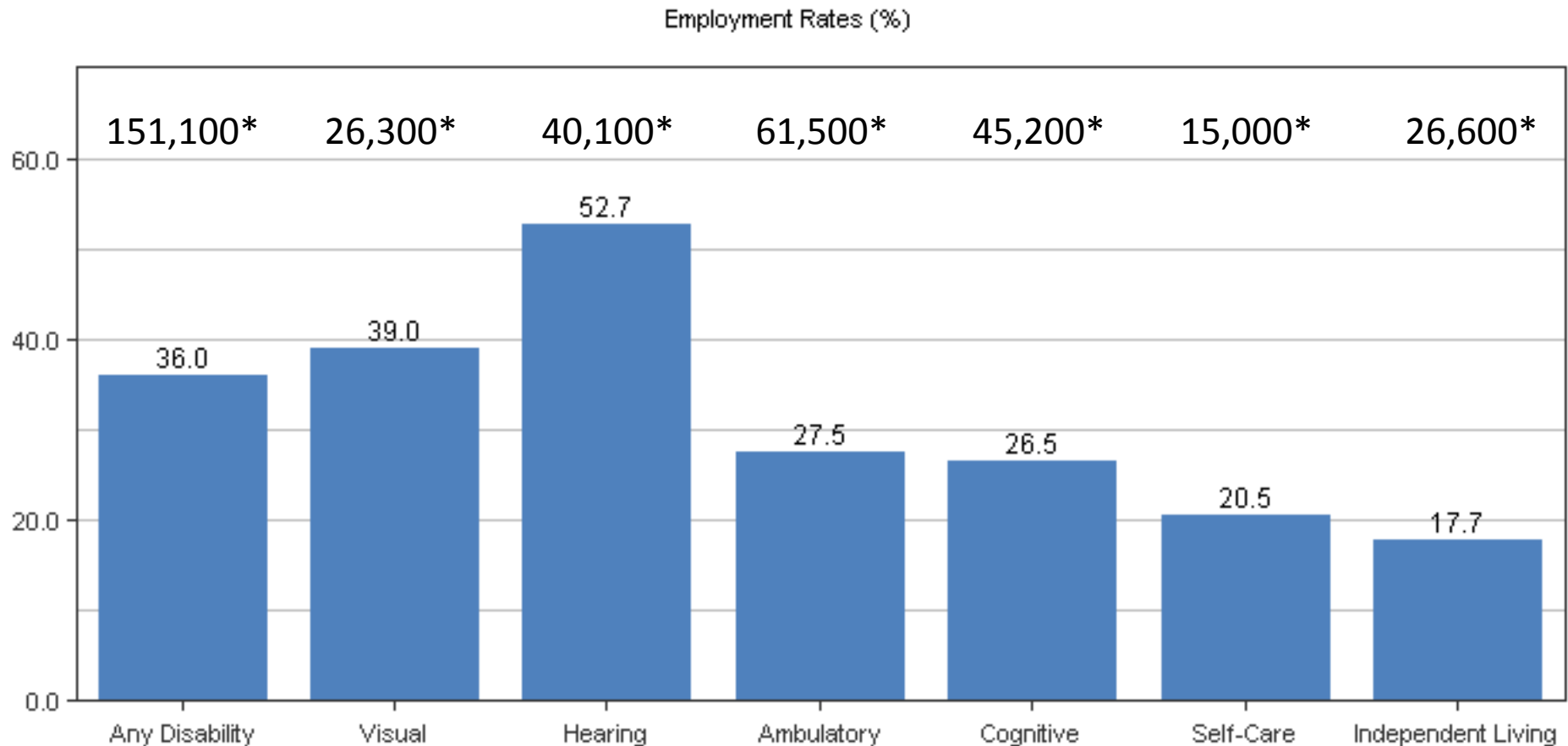
Prevalence Rates: Age 21 to 64 years (%)



*Total numbers reported

Source: [Cornell University](#)

Employment of Non-Institutionalized Working-Age People (Ages 21 to 64) by Disability Status in Virginia in 2012



*Total numbers reported

Source: [Cornell University](#)

VA Project SEARCH Sites

- ❖ Bon Secours Memorial Regional Medical Center, Mechanicsville
- ❖ Bon Secours Richmond Health System – St. Mary's Hospital, Richmond
- ❖ Bon Secours St. Francis Medical Center, Midlothian
- ❖ Carilion Clinic New River Valley Medical Center, Christiansburg
- ❖ Clinch Valley Medical Center, Richlands
- ❖ INOVA, Alexandria
- ❖ Prince William Hospital (Novant Healthy), Manassas
- ❖ Sentara CarePlex Hospital, Hampton
- ❖ Sentara Norfolk General Hospital, Norfolk
- ❖ Sentara Williamsburg Regional Medical Center, Williamsburg
- ❖ Virginia Commonwealth University Medical Center, Richmond

Project SEARCH: www.projectsearch.us

Contact Erin Riehle at Erin.Riehle@cchmc.org

Which Employers in Your State Must Meet 503 Rules (Hire PwDs)?

❖ Top contractors:

- Northrop Grumman Corp
- SAIC INC
- Booz Allen Hamilton Holding Corp
- CACI International INC
- Hewlett-Packard Company

- Complete list → [fed spending website](http://workforceinvestmentworks.com/workforce_board_info.asp?st=VA)
http://workforceinvestmentworks.com/workforce_board_info.asp?st=VA

- Complete federal lists of 2006-2013 → [Federal Procurement Data System website](https://www.fpds.gov/fpdsng_cms/index.php/en/reports/62-top-100-contractors-report3.html)
https://www.fpds.gov/fpdsng_cms/index.php/en/reports/62-top-100-contractors-report3.html

- How to get started: Job Accommodation Network → <https://askjan.org/>
US Business Leadership Network → <http://usbln.org/>

Jobs in Virginia

The industries with the highest long term projected employment growth (from 2006 – 2016) are:
Healthcare; Professional, Scientific and Technical Services; and Arts, Entertainment and Recreation.

Source: [Workforce Investment Works](http://workforceinvestmentworks.com/workforce_board_info.asp?st=VA)

http://workforceinvestmentworks.com/workforce_board_info.asp?st=VA

❖ Click for Your [Workforce Development Board](http://workforceinvestmentworks.com/workforce_board_info.asp?st=VA)

http://workforceinvestmentworks.com/workforce_board_info.asp?st=VA

❖ Click for [Virginia's Workforce Development Strategic Plan](http://www.elevatevirginia.org/wp-content/uploads/2011/04/Attachment-A-Governors-Workforce-Plan.pdf)

<http://www.elevatevirginia.org/wp-content/uploads/2011/04/Attachment-A-Governors-Workforce-Plan.pdf>

Resources

- ❖ StateData: The National Report on Employment Services and Outcomes, 2013 (data from 2012)
- ❖ 2012 Disability Status Report United States, Cornell University, 2012: www.disabilitystatistics.org
- ❖ Fedspending: www.fedspending.org
- ❖ Project SEARCH: www.projectsearch.us
- ❖ Job Accommodation Network: <https://askjan.org/>
- ❖ State Vocational Rehabilitation Agency: http://wdcrobcolp01.ed.gov/Programs/EROD/org_list.cfm?category_cd=SVR
- ❖ RespectAbilityUSA: www.respectabilityusa.org

Let Us Know If We Can Help!

We have many resources for policy makers and employers on our website and are ready to help!

RespectAbilityUSA
4340 East-West Hwy, Suite 1100
Bethesda, MD 20814

www.RespectAbilityUSA.org

Cell: (202) 365 – 0787

Jennifer Laszlo Mizrahi

President

JenniferM@RespectAbilityUSA.org