




RESPECTABILITY

IL and Jobs for PwDs

Jennifer Laszlo Mizrahi, President

www.RespectAbilityUSA.org

Illinois



Gov. Bruce Rauner (R)

- ❖ 75.7% of persons without disabilities aged 18 to 64 are employed.³
- ❖ 35.7% of PwDs aged 18 to 64 are employed.³
- ❖ 46,400 persons aged 16 to 20 have a disability.¹
- ❖ 691,000 persons aged 21 to 64 have a disability.¹
- ❖ **Illinois ranks 27th in the nation in terms of employment for PwDs.³**
- ❖ **There is a 40 percentage point gap in the employment rates between people with and without disabilities in Illinois³**
- ❖ 1,381,787 PwDs live in IL.³
- ❖ The employment gap between people with and without disabilities increased by 1.1% between 2013 and 2014.³
- ❖ 341,132 people between 18 and 64 received SSDI or SSI benefits in IL in 2014.³
- ❖ In December 2014, the total expenditure on SSDI benefits for PwDs in IL was \$384,836,000.³
- ❖ Voc. Rehab. obtained 5,511 jobs² (out of 16,200 applicants)³ for PwDs in IL in 2013.

1. 2013 Disability Status Report: Illinois, disabilitystatistics.org
2. StateData: The National Report on Employment Services and Outcomes, 2014
3. [Annual Disability Statistics Compendium](#)

Illinois Data

		People with Disabilities (%)		People without Disabilities (%)	
		2013 ¹	2014 ²	2013 ¹	2014 ²
Poverty	US	28.7	28.2	13.6	13.0
	IL	26.7	27.1	12.4	12.1
Smoking	US	25.4	24.5	16.2	15.3
	IL	24.3	19.7	16.6	15.7
Obesity	US	40.1	41.1	25.0	25.2
	IL	45.0	46.1	25.6	25.3
Employment	US	33.9	34.4	74.2	75.4
	IL	36.1	35.7	75.0	75.7

1. [Annual Disability Statistics Compendium, 2014](#)

2. [Annual Disability Statistics Compendium, 2015](#)

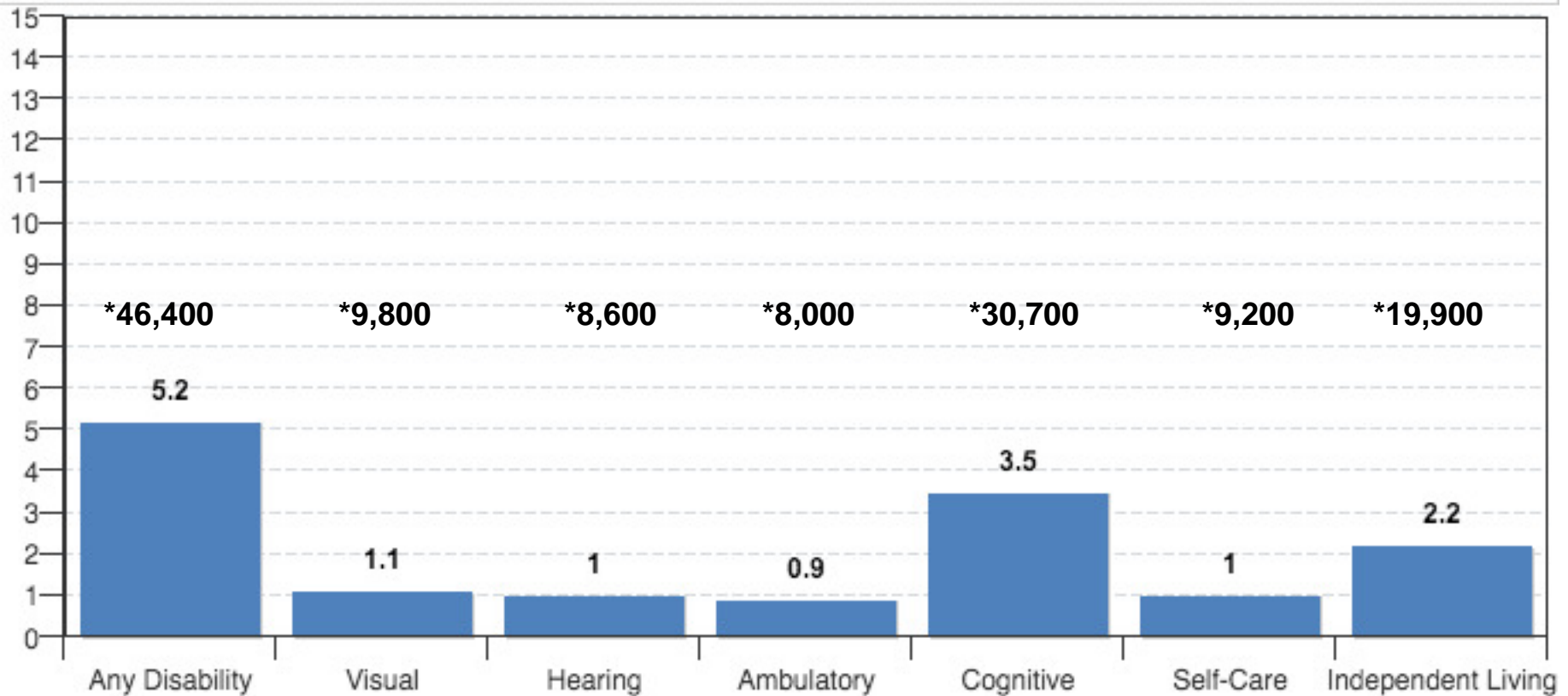
Ages 6 to 21 IEPs by Category in IL

	2012	2013
All Disabilities	255,219	255,219
Specific Learning Disability	104,971	104,083
Speech or Language Impairment	43,227	41,099
Intellectual Disability	18,459	17,999
Emotional Disturbance	20,192	19,758
Multiple Disability	2,106	17,999
Hearing Impairment	3,378	3,376
Orthopedic Impairment	1,431	1,345
Other Health Impairment	28,559	30,526
Visual Impairment	1,058	1,054
Autism	17,272	18,749
Deaf Blindness	26	24
Traumatic Brain Injury	674	688
Developmental Delay	13,866	15,672

Source: [Annual Disability Statistics Compendium](#)

Prevalence of Disability Among Non-Institutionalized People Ages 16 to 20 in Illinois in 2013

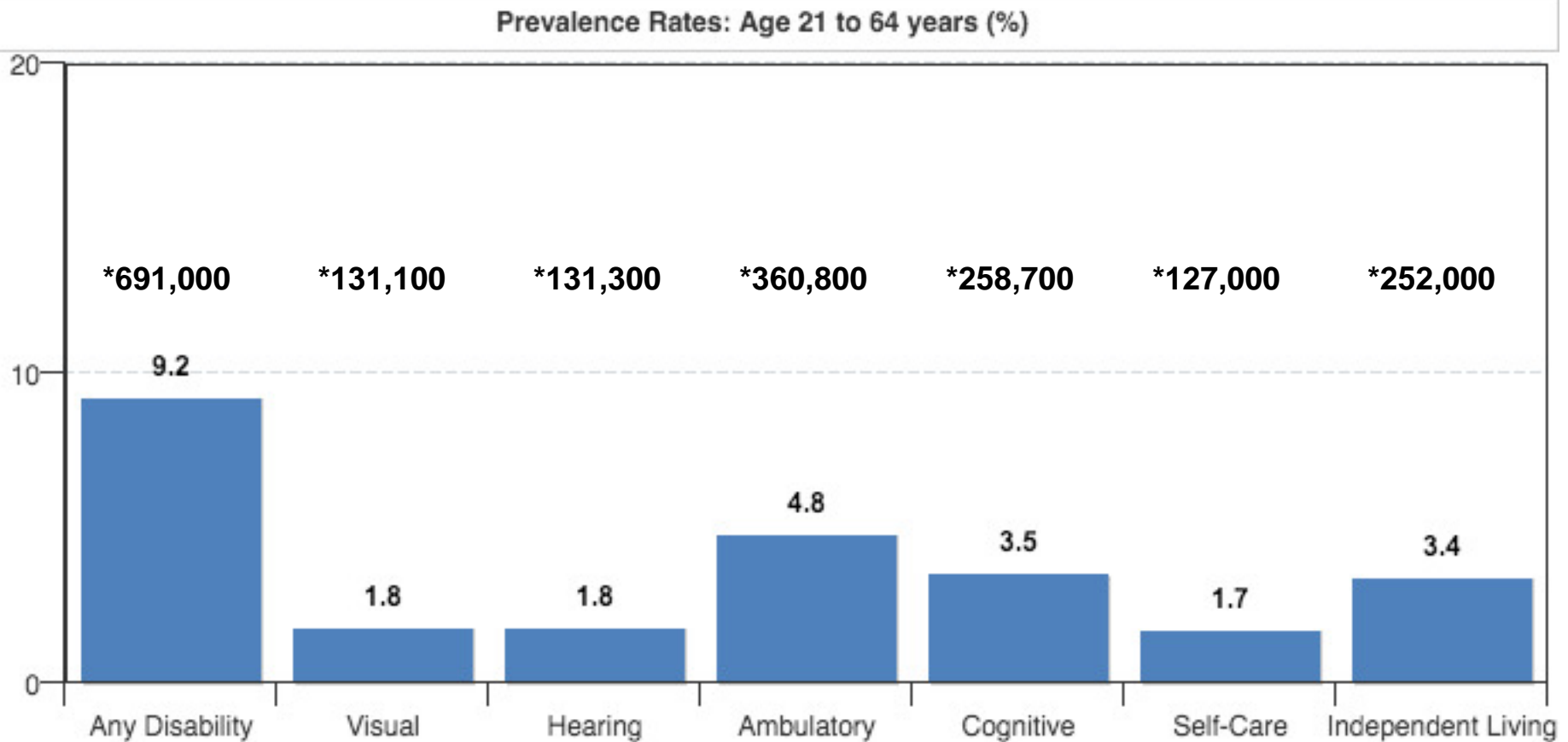
Prevalence Rates: Age 16 to 20 years (%)



*Total numbers reported

Source: [Cornell University](#)

Prevalence of Disability Among Non-Institutionalized People Ages 21 to 64 in Illinois in 2013

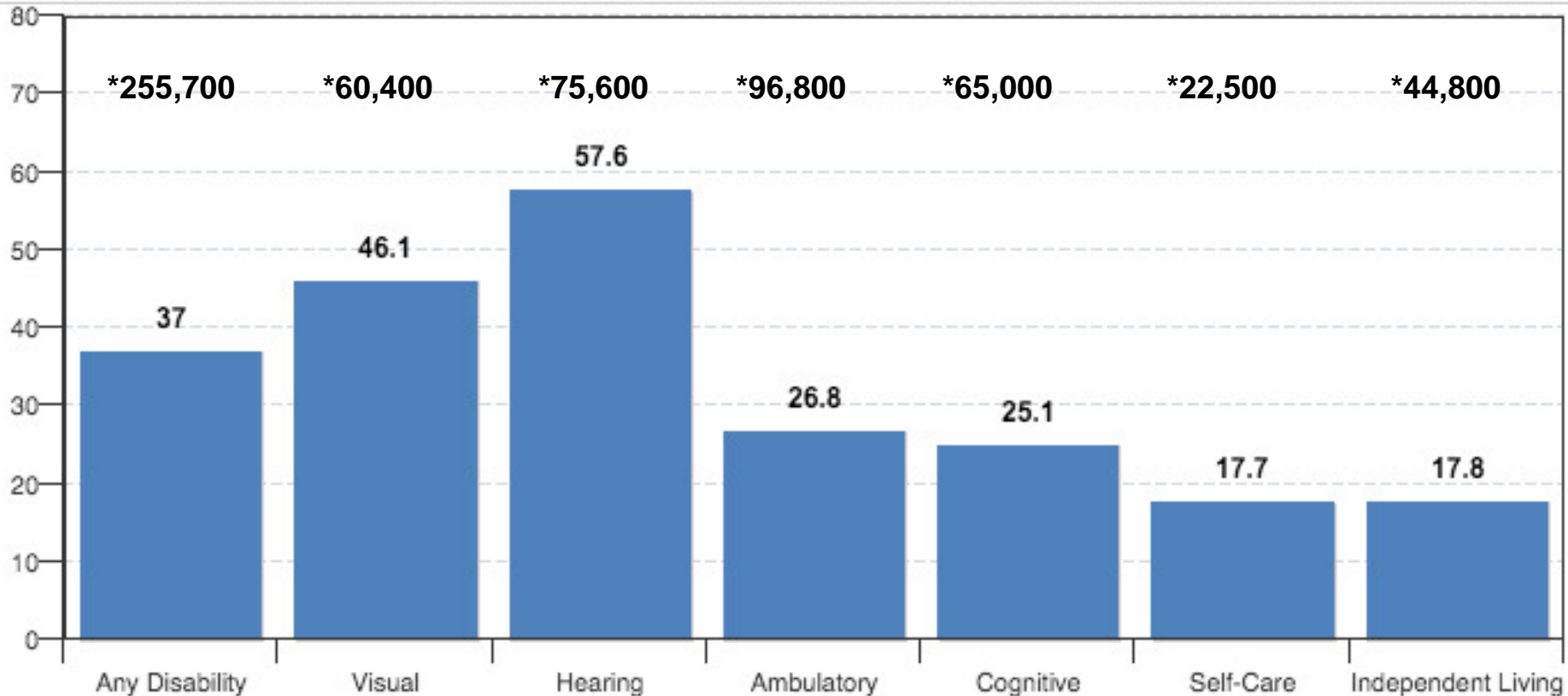


*Total numbers reported

Source: [Cornell University](#)

Employment of Non-Institutionalized Working-Age People (Ages 21 to 64) by Disability Status in Illinois in 2013

Employment Rates (%)



*Total numbers reported

Source: [Cornell University](#)

Project SEARCH: Program Description

- ❖ One school year or 9 months.
- ❖ 10 – 12 young adults with a variety of intellectual and developmental disabilities.
- ❖ Instructor and job coaches.
- ❖ Immersed in host business culture.
- ❖ Rotations through unpaid internships with continual feedback.
- ❖ Outcome of employment in the community.

IL Project SEARCH Sites

- ❖ Adventist LaGrange Memorial Hospital (LaGrange)
- ❖ AMITA Health Adventist Bolingbrook Hospital (Bolingbrook)
- ❖ Central DuPage Hospital (Winfield)
- ❖ Delnor Hospital (Geneva)
- ❖ Northwestern University (Evanston)

Contact: molly.michels@cchmc.org

Which Employers in Your State Must Meet 503 Rules (Hire PwDs)?

❖ Top contractors:

- NAVISTAR INTERNATIONAL CORPORATION
- UCHICAGO ARGONNE LLC
- NORTHROP GRUMMAN CORPORATION
- CATERPILLAR INC.
- FERMI RESEARCH ALLIANCE LLC

See the entire list on the [Fedspending website](#)¹

Complete federal lists of 2006-2014 → [Federal Procurement Data System website](#)²

How to get started: Job Accommodation Network → <https://askjan.org/>

US Business Leadership Network → <http://usbln.org/>

Jobs in Illinois

❖ Illinois' top growth industries are:

- Green energy, agriculture, healthcare/ healthcare IT, transportation/distribution/logistics and manufacturing.

Source: http://workforceinvestmentworks.com/workforce_board_info.asp?st=IL

❖ Click for your Workforce Development Board

http://workforceinvestmentworks.com/workforce_board_info.asp?st=IL

❖ Click for your Workforce Development Plan

http://www.doleta.gov/performance/results/AnnualReports/annual_report.cfm

Resources

- ❖ Annual Disability Statistics Compendium, 2015:
http://www.disabilitycompendium.org/docs/default-source/2015-compendium/compendium_2015_final.pdf
- ❖ StateData: The National Report on Employment Services and Outcomes, 2014 (data from 2013):
<http://www.statedata.info/bbstates/Illinois.pdf>
- ❖ 2013 Disability Status Report United States, Cornell University:
www.disabilitystatistics.org
- ❖ Fedspending: www.fedspending.org
- ❖ Project SEARCH: www.projectsearch.us
- ❖ Job Accommodation Network: <https://askjan.org/>
- ❖ State Vocational Rehabilitation Agency:
<http://www.dhs.state.il.us/page.aspx?item=29737>
- ❖ RespectAbilityUSA: www.respectabilityusa.org

Let Us Know If We Can Help!

We have many resources for policy makers and employers on our website and are ready to help!

RespectAbilityUSA

11333 Woodglen Drive, Suite 102

Rockville, MD 20852

www.RespectAbilityUSA.org

Cell: (202) 365-0787

Jennifer Laszlo Mizrahi

President

JenniferM@RespectAbilityUSA.org